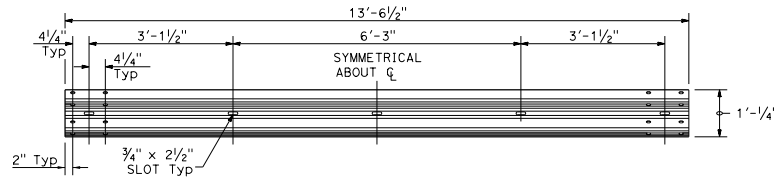


D18+	COUNTY	ROUTE	POST MILES TOTAL PROJECT	SHEET NO.	TOTAL SHEETS
<i>Randell D. Hiatt</i> REGISTERED CIVIL ENGINEER					
July 19, 2013 PLANS APPROVAL DATE					
No. C50200 EXP. 6-30-15 CIVIL					
THE STATE OF CALIFORNIA OR ITS OFFICERS OR AGENTS SHALL NOT BE RESPONSIBLE FOR THE ACCURACY OR COMPLETENESS OF SCANNED COPIES OF THIS PLAN SHEET.					

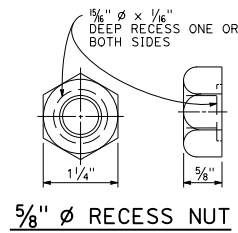


TYPICAL RAIL ELEMENT

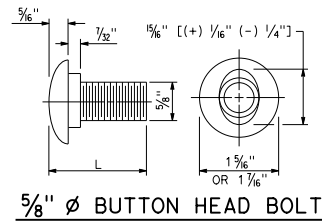
TO ACCOMPANY PLANS DATED _____

NOTE:

1. Slotted holes for splice bolts to overlap ends of rail element.



5/8" Ø RECESS NUT

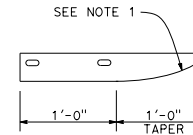


5/8" Ø BUTTON HEAD BOLT

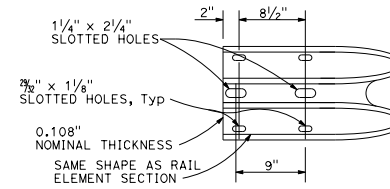
BUTTON HEAD BOLT

L	THREAD LENGTH
1 3/8"	FULL THREAD LENGTH
2"	FULL THREAD LENGTH
10"	4" Min THREAD LENGTH
18"	4" Min THREAD LENGTH
20"	4" Min THREAD LENGTH
22"	4" Min THREAD LENGTH
26"	4" Min THREAD LENGTH
36"	4" Min THREAD LENGTH
** 2 3/4"	2" Min THREAD LENGTH
** 19"	4" Min THREAD LENGTH

** For nested rail applications.



PLAN



**ELEVATION
END CAP
(TYPE A)**

STATE OF CALIFORNIA
DEPARTMENT OF TRANSPORTATION
**MIDWEST GUARDRAIL SYSTEM
STANDARD HARDWARE**

NO SCALE

RSP A77M1 DATED JULY 19, 2013 SUPPLEMENTS THE STANDARD PLANS BOOK DATED 2010.

REVISED STANDARD PLAN RSP A77M1

2010 REVISED STANDARD PLAN RSP A77M1