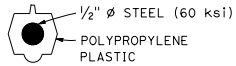
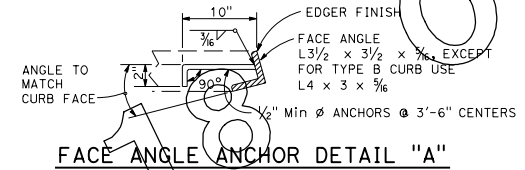
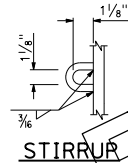


DIST	COUNTY	ROUTE	POST MILES TOTAL PROJECT	SHEET NO.	TOTAL SHEETS

Glenn DeCou
 REGISTERED CIVIL ENGINEER
 May 20, 2011
 PLANS APPROVAL DATE
 Glenn DeCou
 024547
 EXPIRES 9-30-11
 REGISTERED PROFESSIONAL ENGINEER
 CIVIL
 STATE OF CALIFORNIA
 THE STATE OF CALIFORNIA OR ITS OFFICERS OR AGENTS SHALL NOT BE RESPONSIBLE FOR THE ACCURACY OR COMPLETENESS OF SCANNED COPIES OF THIS PLAN SHEET.

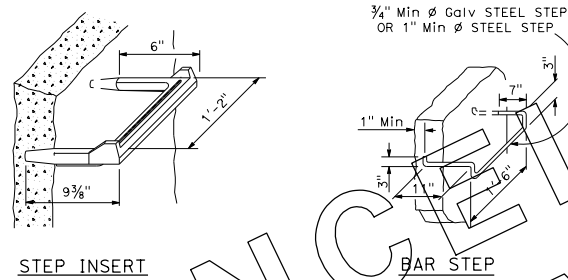
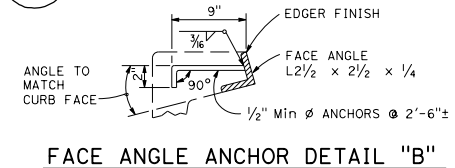


TYPICAL SECTION
(Step insert)

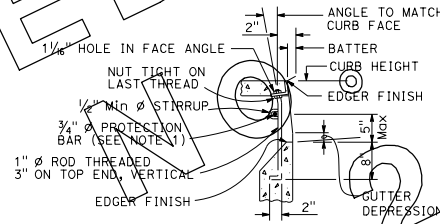


FACE ANGLE DETAIL "A"

LENGTH OF CURB OPENING	No. OF ANCHORS
3'-6" OR LESS	2
7'-0"	3
10'-0"	4
14'-0"	5
21'-0"	7

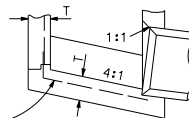


STEP DETAILS

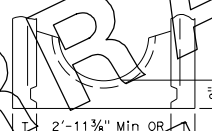


ALTERNATIVE REINFORCED BOTTOM

#4 @ 1'-0" CENTERS
Min Tot 3



ALTERNATIVE HALF ROUND BOTTOM



NOTES:

- When shown on the project plans, place a 3/4" ϕ plain round protection bar horizontally across length of the opening and bend back 4" into the inlet wall on each side.
- Curb supports shall be evenly spaced and minimal in number such that maximum span of unsupported curb is 7'-0".

STATE OF CALIFORNIA
DEPARTMENT OF TRANSPORTATION
DRAINAGE INLET DETAILS

NO SCALE

D74C

2010 STANDARD PLAN D74C