








California Numbered Exit Uniform System			<b>Interstate 105</b> <b>FREEWAY INTERCHANGES</b>    Both directions (normal text); or, <i>EAST only (green italics)</i>		 <b>EXIT NUMBERS</b>		<b>Interstate 105</b> <b>FREEWAY INTERCHANGES</b>    Both directions (normal text); or, <i>WEST only (blue italics)</i>	
County	City	County Post Mile <b>(Co PM)</b>	Statewide MILE post <b>(SMP)</b>	<b>Legend</b>				
	Prefix			Installed Exit Number	159	160	Partial Installation (1-post sign, only)	
				Proposed Exit Number	180			
				<i>( no text in grey background - - no facility; or, exit on opposite side/direction of freeway )</i>				
<b>Los Angeles County</b>			0.00	<b>Begin in Los Angeles County</b>				
<b>Los Angeles</b>	Los Angeles	R 0.50	0.50	Imperial Highway East		1	1 A	Imperial Highway (Left Exit)
		R 0.50	0.50				1 B	<i>SR-1 South / Sepulveda Blvd</i>
		R 0.50	0.50				1 C	<i>SR-1 North / Sepulveda Blvd / LAX Airport</i>
		R 0.99	0.99				1 D	<i>Nash Street / LAX Alt</i>
	Hawthorne	R 2.01	2.01	I-405 / Santa Monica / Long Beach		2	2 A	<i>La Cienega Blvd / Aviation Blvd</i>
		R 2.11	2.11				2 B	<i>I-405 / Long Beach / Santa Monica</i>
	Inglewood	R 3.32	3.32	Prairie Avenue	3	3		<i>Prairie Avenue / Hawthorne Blvd</i>
		R 4.71	4.71	Crenshaw Blvd	5			Crenshaw Blvd
	Los Angeles	R 6.77	6.77	Vermont Avenue	7 A	7 A		Vermont Avenue
		R 7.39	7.39	I-110	7B			<i>I-110 / San Pedro / Los Angeles</i>
		R 8.90	8.90	Central Avenue	9	9		Central Avenue
	Lynwood	R 9.78	9.78	Wilmington Avenue	10			Wilmington Avenue
		R 11.51	11.51	Long Beach Blvd	12			Long Beach Blvd
	Paramount	R 13.47	13.47	I-710 / Pasadena / Long Beach	13			I-710 / Pasadena / Long Beach
		R 14.13	14.13	<i>Garfield Avenue</i>	14			
	Bellflower	R 14.65	14.65				15	<i>Paramount Blvd</i>
		R 15.67	15.67	Lakewood Blvd	16	16		Lakewood Blvd
	Downey	R 16.64	16.64	Bellflower Blvd	17	17		Bellflower Blvd
R 17.82		17.82	<i>I-605 South</i>	18 A				
Norwalk	R 17.82	17.82	<i>I-605 North (Left Exit)</i>	18 B				
<b>Los Angeles County</b>			18.15	<b>End in Los Angeles County</b>				

*Last Updated 8/22/2018 by Faizah Saif*