

# Office of Land Surveys

Division of Right of Way and Land Surveys

MAP OF TRACT NO 2485  
**ETOP**  
 IN THE COUNTY OF FRESNO, CALIFORNIA

Original Tracings at  
 FRESNO HALL OF RECORDS AND  
 WESTERN BLUE-PRINT & SUPPLY CO.

SHEET 2 OF 3 SHEETS


SOIL LIMITATION LEGEND

- AREAS CONTAINING ROCK OUTCROPS OR SOIL LESS THAN 5 FT DEEP. THESE AREAS ARE NOT TO BE USED FOR SEWAGE DISPOSAL.
- AREAS CONTAINING SLOPES GREATER THAN 35%. THESE AREAS ARE NOT TO BE USED FOR SEWAGE DISPOSAL.
- INDIVIDUAL SEWAGE DISPOSAL SYSTEMS PROHIBITED IN THIS AREA.

Access & Easement  
 DEDICATION NOT TAKEN OVER FROM COUNTY BY STATE BUT IS AVAILABLE FOR TAKING. REQUIRES LETTER TO COUNTY ONLY 9/27 6-79

- LEGEND**
- THE BLUE BORDER INDICATES THE LIMIT OF THIS SUBDIVISION
  - MONUMENTS FOUND AND ACCEPTED AS NOTED
  - SET FRESNO COUNTY BRASS CAP MONUMENTS STAMPED R.C.E. 12,406.
  - SET 3/4" IRON PIPES (30" LONG, 3" ABOVE GROUND) TAGGED R.C.E. 12,406 FOR ALL LOT CORNERS AND AT BEGINNING AND END OF ALL CURVES.
  - INDICATES WAIVER OF ACCESS RIGHTS
  - RECORD DATA PER RECORD OF SURVEY BOOK 24, PAGE 81, FRESNO COUNTY RECORDS.
  - SET WITNESS CORNER 3/4" IRON PIPE (30" LONG, 3" ABOVE GROUND) TAGGED R.C.E. 12,406.
  - NOTE: BOUNDARY ALIGNMENT ADJACENT TO HIGHWAY 198 HAS BEEN ESTABLISHED OUTSIDE OF ALL CUT AND FILL SLOPES OF THE EXISTING HIGHWAY.

**MICHAEL KISSEL**




Transportation Engineer  
 Supervising

**Acting Chief**

916-227-7669

**BOB DAVIES**



Transportation Surveyor  
 Senior

**Surveys Coordination**

916-227-9441

**VACANT**



Transportation Surveyor  
 Senior

**GPS Systems & Geodetic Control**

**MOLLY WOLLAM**



Transportation Surveyor  
 Senior

**Office Surveying Systems**

916-227-7678

**GARY BOHANNAN**




Transportation Surveyor  
 Senior

**Right of Way Engineering Coordination**

916-227-9442

**CURTIS BURFIELD**




Transportation Surveyor  
 Senior

**Survey Standards**

916-227-5921

**KEVIN AKIN**




Transportation Surveyor  
 Senior

**New Technology**

916-227-7650

**JAMES "JED" DeGRAFF**




Transportation Surveyor  
 Senior

**Field Surveying Systems**

916-227-7640

**PAUL FREDRICKSON**



Transportation Surveyor  
 Senior

**Survey Data**

916-227-9440

**TIM ARNOLD**



Transportation Surveyor  
 Senior

**Relinquishments & Vacations**

916-227-9439

**ROB McMILLAN**




Transportation Surveyor  
 Senior

**Land Surveys Training**

916-227-7665

**DJENABA "DJ" REYNOLDS**




Staff Services Analyst

**Administrative Support**

916-227-5919

**JOHN GILMORE**



Transportation Surveyor  
 Range D

**Field Surveying Systems Support**

916-227-6464

**MANYA WAGGONER**



Transportation Surveyor  
 Range D

**Office Surveying Systems Support**

916-227-6164

**SHERRY TOUTGES**



Transportation Surveyor  
 Range D

**Right of Way Engineering Support**

916-227-5737

**MARTI IKEHARA**



California State Geodetic Advisor

**National Geodetic Survey**

916-227-7325

