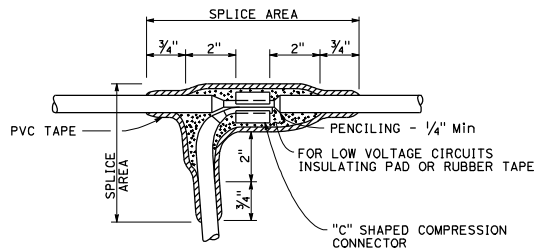


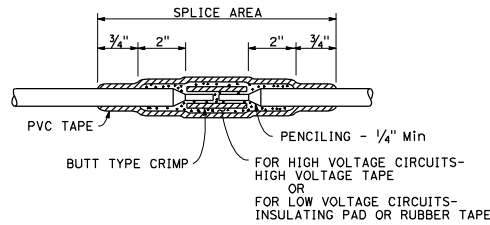
DIST	COUNTY	ROUTE	POST MILES TOTAL PROJECT	SHEET NO.	TOTAL SHEETS

Jeffery G. McRae
 REGISTERED ELECTRICAL ENGINEER
 May 20, 2011
 PLANS APPROVAL DATE
 THE STATE OF CALIFORNIA OR ITS OFFICERS
 OR AGENTS SHALL NOT BE RESPONSIBLE FOR
 THE ACCURACY OR COMPLETENESS OF SCANNED
 COPIES OF THIS PLAN SHEET.



TYPE C SPLICE

See Note 3

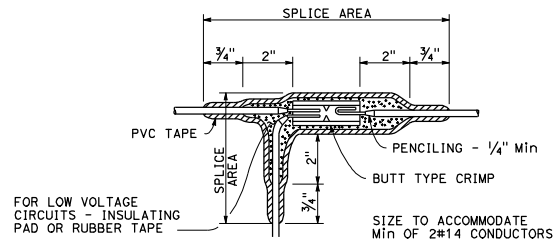


TYPE S SPLICE

See Note 4

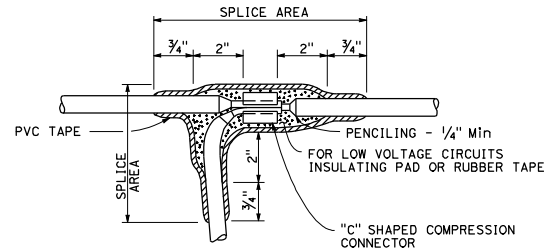
NOTES:

1. Dimensions are minimum.
2. Rubber tapes shall be rolled after application.
3. Between 1 free-end and 1 through conductor.
4. Between 2 free-end conductors.
5. Between 3 free-end conductors.



TYPE ST SPLICE

See Note 5



TYPE T SPLICE

See Note 5

STATE OF CALIFORNIA
 DEPARTMENT OF TRANSPORTATION
**ELECTRICAL SYSTEMS
 (SPlicing DETAILS)**

NO SCALE

ES-13A