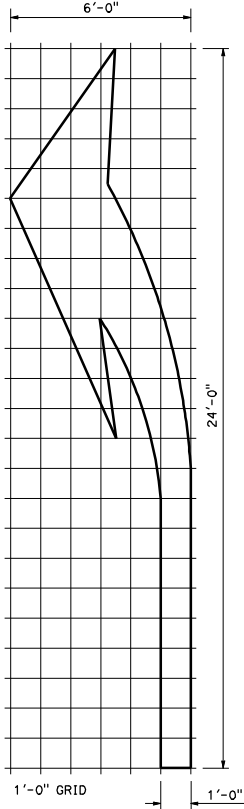
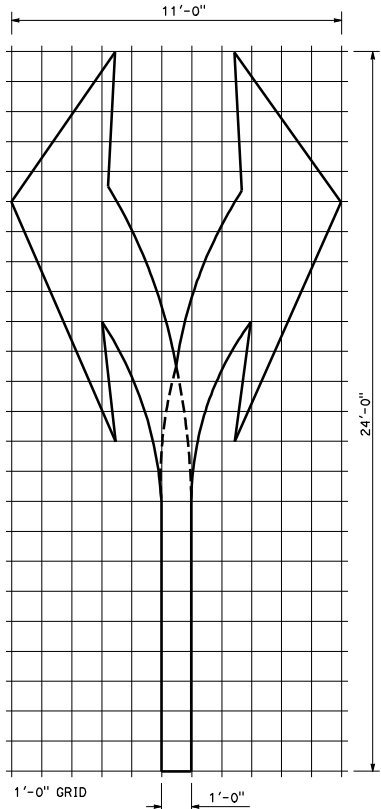


RAILROAD CROSSING SYMBOL

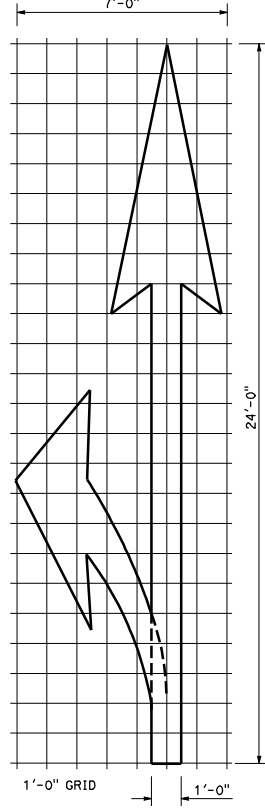
* 70 ft² does not include the 2'-0" x variable width transverse lines.



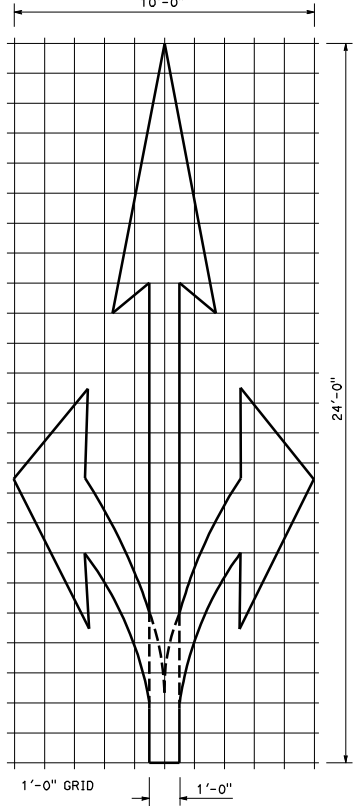
A=42 ft²
TYPE III (L) ARROW
(For Type III (R) use mirror image)



A=73 ft²
TYPE III (B) ARROW



A=45 ft²
TYPE II (L) ARROW
(For Type II (R) use mirror image)



A=59 ft²
TYPE II (B) ARROW

NOTE:
Minor variations in dimensions may be accepted by the Engineer.

STATE OF CALIFORNIA
DEPARTMENT OF TRANSPORTATION
**PAVEMENT MARKINGS
ARROWS AND SYMBOLS**

NO SCALE

A24B

Dist	COUNTY	ROUTE	POST MILES TOTAL PROJECT	SHEET NO.	TOTAL SHEETS
------	--------	-------	-----------------------------	--------------	-----------------

REGISTERED CIVIL ENGINEER
 Roberto L. McLaughlin
 No. C40375
 Exp. 3-31-13
 CIVIL
 STATE OF CALIFORNIA

May 20, 2011
 PLANS APPROVAL DATE

THE STATE OF CALIFORNIA OR ITS OFFICERS OR AGENTS SHALL NOT BE RESPONSIBLE FOR THE ACCURACY OR COMPLETENESS OF SCANNED COPIES OF THIS PLAN SHEET.