

State of California
Department of Transportation
Division of Engineering Services



Award Tracker Report

APRIL 2012



APRIL 2012

Total No Contracts	Total Payment	Total State Payment	Total Federal Payment	Total DYBE Goals	Total UDBE Goals	Total Overall Goals
77	\$359,071,358.88	\$180,988,965.62	\$178,082,393.26	\$1,902,755.74	\$15,973,637.61	\$17,876,393.34
				1.1%	9.0%	5.0%
State Contracts	Federal Contracts			Total	Total	Total
55	22			DYBE Cert	UDBE Cert	Overall Cert
				\$3,919,971.20	\$15,685,755.85	\$19,605,727.05
				2.2%	8.8%	5.5%

GOALS	NO. OF CONTRACTS	CONTRACT PERCENTAGE	BID AMOUNT	DOLLAR PERCENT
No Goals	5	6.49	128,881,865.80	35.89
<10%	62	80.52	205,993,922.58	57.37
=10%	2	2.60	4,584,946.50	1.28
>10%	8	10.39	19,610,624.00	5.46
Total	77	100.0%	\$359,071,358.88	100.0%

GOAL RESULTS AT AWARD

No Goals	5	6.49	128,881,865.80	35.89
Good Faith Effort	2	2.60	103,945,436.48	28.95
Goals Met	12	15.58	14,974,719.25	4.17
Goals Exceeded	58	75.32	111,269,337.35	30.99
Total	77	100.0%	\$359,071,358.88	100.0%

GOOD FAITH DENIALS

State Projects	0.0	0.0%
Federal Projects	1.0	4.5%

UDBE/DVBE TOTALS

State Fiscal Year 2011-12

July 1, 2011 - April 30, 2012

Total No Contracts	Total Payment	Total State Payment	Total Federal Payment	Total DVBE Goals	Total UDBE Goals
340	\$2,391,041,326.43	\$665,647,002.88	\$1,725,394,323.55	\$5,308,732.11	\$107,452,094.30
				0.8%	6.2%

State Contracts	Federal Contracts	Total DVBE Cert	Total UDBE Cert
164	176	\$14,302,295.95	\$130,744,724.42
		2.1%	7.6%

GOALS	NO. OF CONTRACTS	CONTRACT PERCENTAGE	BID AMOUNT	DOLLAR PERCENT
No Goals	22	6.47	525,850,350.93	21.99
<10%	298	87.65	1,825,881,395.88	76.36
=10%	7	2.06	10,600,320.62	0.44
>10%	13	3.82	28,709,259.00	1.20
Total	340	100.0 %	\$2,391,041,326.43	100.0 %

GOAL RESULTS AT AWARD

No Goals	22	6.47	525,850,350.93	21.99
Good Faith Effort	23	6.76	496,894,339.00	20.78
Goals Met	42	12.35	95,638,003.36	4.00
Goals Exceeded	253	74.41	1,272,658,633.14	53.23
Total	340	100.0 %	\$2,391,041,326.43	100.0 %

GOOD FAITH DENIALS

State Projects	0.0	0.0 %
Federal Projects	17.0	9.7 %

STATE FUNDED PROJECTS

State Fiscal Year 2011-12

July 1, 2011 - April 30, 2012

<u>Total No Contracts</u>	<u>Total Payment</u>	<u>Total State Payment</u>	<u>Total DVBE Goals</u>	<u>Total Overall Goals</u>
164	\$665,647,002.88	\$665,647,002.88	\$5,308,732.11	\$5,308,732.11
			0.8%	0.8%
			<u>Total DVBE Cert</u>	<u>Total Overall Cert</u>
			\$14,302,295.95	\$14,302,295.95
			2.1%	2.1%

<u>GOALS</u>	<u>NO. OF CONTRACTS</u>	<u>CONTRACT PERCENTAGE</u>	<u>BID AMOUNT</u>	<u>DOLLAR PERCENT</u>
No Goals	21	12.80	521,073,399.09	78.28
<10%	143	87.20	144,573,603.79	21.72
=10%	0	0.00	0.00	0.00
>10%	0	0.00	0.00	0.00
Total	164	100.0 %	\$665,647,002.88	100.0 %

GOAL RESULTS AT AWARD

No Goals	21	12.80	521,073,399.09	78.28
Good Faith Effort	1	0.61	249,825.00	0.04
Goals Met	23	14.02	25,626,960.05	3.85
Goals Exceeded	119	72.56	118,696,818.74	17.83
Total	164	100.0 %	\$665,647,002.88	100.0 %

GOOD FAITH DENIALS

State Projects 0.0 0.0 %

FEDERAL FUNDED PROJECTS
 FEDERAL FISCAL YEAR 2011-12
 October 1, 2011 - April 30, 2012

<u>Total No Contracts</u>	<u>Total Federal Payment</u>	<u>Total UDBE Goals</u>	<u>Total Overall Goals</u>
132	\$1,452,062,641.13	\$93,428,915.05	\$93,428,915.05
		6.4%	6.4%
		<u>Total UDBE Cert</u>	<u>Total Overall Cert</u>
		\$112,485,843.15	\$112,485,843.15
		7.7%	7.7%

GOALS	NO. OF CONTRACTS	CONTRACT PERCENTAGE	BID AMOUNT	DOLLAR PERCENT
No Goals	1	0.76	4,776,951.84	0.33
<10%	111	84.09	1,407,976,109.67	96.96
=10%	7	5.30	10,600,320.62	0.73
>10%	13	9.85	28,709,259.00	1.98
Total	132	100.0 %	\$1,452,062,641.13	100.0 %

GOAL RESULTS AT AWARD

No Goals	1	0.76	4,776,951.84	0.33
Good Faith Effort	18	13.64	477,508,436.80	32.88
Goals Met	16	12.12	66,422,941.49	4.57
Goals Exceeded	97	73.48	903,354,311.00	62.21
Total	132	100.0 %	\$1,452,062,641.13	100.0 %

GOOD FAITH DENIALS


Federal Projects	9.0	6.8 %
------------------	-----	-------

CALTRANS

Major and Minor A
Construction Contracts

DISTRICT 01
AWARD TRACKER by District -- APRIL 2012

Contract Number	Award Date	Dist/Co/Rte/PM	Description of Work	Bid Open Date	Fed Aid	Bond	Contractor	Awarded Amt \$	Subcont UDBE/DVBE Goal	Cert	Subcontract Amt (\$ Cert)	Ethnic Group	Const Type
01-0a2104	4/9/2012	01-Hum-101 -69.9/74.8	Replace Ac Surfacing	2/22/2012			MERCER-FRASER COMPANY	1,303,880.00	DEPENDABLE PETROLEUM LEE CONTRACTORS AND		40,800.00 1,850.00	DV DV	7 5
									DVBE: 3%	3.3%	\$42,650.00		
01-0A7004	4/24/2012	01-Men-101 -81.4/R84.7	Open Graded Bonded Wearing Course	4/3/2012	X		GRANITE CONSTRUCTION COMPANY	1,150,629.50	S.T. RHOADES DRAGON MATERIAL		4,600.00 90,195.00	NA H	7 7
									DBE: 8%	8.2%	\$94,795.00		
01-0A8504	4/25/2012	01-Hum, Men-101- Var	Hma Overlay	4/4/2012			MENDOCINO CONSTRUCTION SERVICES INC	259,938.00	SAMBRANO TRAFFIC TRAVIS OFFRALL GLOBAL ENVIRONMENTAL SAM'S EQUIPMENT & NORTH VALLEY		6,300.00 3,200.00 1,650.00 976.00 1,020.00	DV DV DV DV DV	5 4 7 7 7
									DVBE: 5%	5.1%	\$13,146.00		
01-431704	4/3/2012	01-Hum-101, 254- Var	Culvert Rehabilitation	3/13/2012			KEN'S WATER TENDER INC	262,486.00	BLUE EAGLE ENTERPRISE		28,121.27	DV	7
									DVBE: 5%	10.7%	\$28,121.27		
01-490704	4/19/2012	01-Men-20-19.9/26.0	Hma-o Overlay, Centerline Rumblestrips, And Upgrade Mbgr.	4/3/2012	X		GRANITE CONSTRUCTION COMPANY	2,523,771.50	WATER COMPONENTS & S.T. RHOADES MOORE SWEEPING INC BRAY TRUCKING A C DIKE CO NITTA, INC. AUSTIN ENTERPRISES DRAGON MATERIAL		1,372.00 4,750.00 5,824.00 6,300.00 3,510.00 6,968.00 7,033.00 221,932.00	C NA C NA C AP H H	7 5 7 4 1 6 5 7
									DBE: 10%	10.2%	\$257,689.00		
01-496604	4/30/2012	01-Hum-101-Var	Bridge Deck Repair	4/11/2012			TRUESDELL CORPORATION OF CALIFORNIA INC	769,769.00	GLOBAL ENVIRONMENTAL TITAN DVBE		11,970.00 33,000.00	DV DV	7 5
									DVBE: 5%	5.8%	\$44,970.00		



DISTRICT 01
AWARD TRACKER by District APRIL 2012

Contract Number	Award Date	Dist/Co/Rte/PM	Description of Work	Bid Open Date	Fed Aid	Bond	Contractor	Awarded Amt \$	Subcont UDBE/DVBE Goal	Subcont UDBE/DVBE Cert	Subcontract Amt (\$ Cert)	Ethnic Group	Const Type
								Average DBE	9.0%	9.2%			
								Average DVBE	4.5%	6.2%			
								\$6,270,474.00		20	\$481,371.27		

Total for District 01

CALTRANS


Major and Minor A
Construction Contracts

DISTRICT 02
AWARD TRACKER by District APRIL 2012

Contract Number	Award Date	Dist/Co/Rte/PM	Description of Work	Bid Open Date	Fed Aid	Bond	Contractor	Awarded Amt \$	Subcontract UDBE/DVBE Goal	Cert	Subcontract Amt (\$ Cert)	Ethnic Group	Const Type		
02-2E7504	4/13/2012	02-Sha,Teh-5 -41.6/41.9, 0.3/1.0	Widen Onramp And Pave Median With Hma Over Ab.	3/20/2012	X		TULLIS INC	2,061,175.00				H F C F NA H F C F NA F	7 7 5 7 5 7		
02-3E0704	4/13/2012	02-Sis-96-52.6/104.8	Replace And Rehabilitate Culverts	3/27/2012			KENS WATER TENDER INC	358,334.00				DBE: 10% 13.6%	46,747.19	DV	7
02-3E6404	4/26/2012	02-Sha,Teh-5-VAR	Bridge Maintenance	3/13/2012			PETERSON-CHASE GENERAL ENGINEERING CONSTRUCTION	1,022,733.20				DVBE: 5% 13.0%	\$46,747.19	DV	7
02-3E8704	4/20/2012	02-Sha-299-18.3/20.2	Thin Blanket Hma Overlay With Digtouts	4/3/2012			DARREN TAYLOR CONSTRUCTION	628,603.00				DVBE: 5% 5.4%	\$54,985.00	DV	4
02-3e9304	4/11/2012	02-Sha,Tri-299 -0.0/0.1, 64.1/72.2	Hma Thin Blanket Overlay With Digtouts	3/6/2012			MERCER-FRASER COMPANY	2,316,350.00				DVBE: 5% 6.9%	\$43,600.00	DV	7
02-3e9504	4/2/2012	02-Las-395 -128.7/131.0	Hma Thin Blanket Overlay With Digtouts	3/13/2012			HAT CREEK CONSTRUCTION & MATERIALS INC	468,289.00				DVBE: 3% 4.3%	\$99,500.00	DV	7
												DVBE: 5% 5.1%	\$23,790.00	DV	4

DISTRICT 02
AWARD TRACKER by District APRIL 2012

Contract Number	Award Date	Dist/Co/Rte/PM	Description of Work	Bid Open Date	Fed Aid	Bond	Contractor	Awarded Amt \$	Subcont UDBE/DVBE Goal	Cert	Subcontract Amt (\$ Cert)	Ethnic Group	Const Type
02-4c3804	4/12/2012	02-Sha-151-R5.8/R6.9	Hma Overlay	3/14/2012	X		DARREN TAYLOR CONSTRUCTION	889,542.50	S, T RHOADES APPIAN UDBE SWPPP		107,115.00 2,800.00	NA NA	7 7
									DBE: 12%	12.4%	\$109,915.00		
02-4E8404	4/24/2012	02-Plu,Sha,Sis-VAR-VAR	Replace Pavement Markers	4/4/2012			LINEAR OPTIONS INC	252,600.00	JAMES DAVID LAWRENCE		14,080.00	DV	7
									DVBE: 5%	5.6%	\$14,080.00		
									Average DBE	11.0%	13.0%		
									Average DVBE	4.7%	6.7%		
									\$7,997,626.70	19	\$671,952.19		
Total for District 02													



DISTRICT 03
AWARD TRACKER by District APRIL 2012

Contract Number	Award Date	Dist/Co/Rte/PM	Description of Work	Bid Open Date	Fed Aid	Bond	Contractor	Awarded Amt \$	Subcontract Amt (\$ Cert)	Ethnic Group	Const Type
03-1a7344	4/6/2012	03-ED-50-78.9/79.5	CoLd Plane And Overlay Hma, Install And Modify Drainage Inlets.	3/14/2012	X		GRANITE CONSTRUCTION COMPANY	2,806,806.00	153,900.00 130,860.00 25,404.44	NA B NA	5 7 7
<p style="text-align: center;">DBE: 11% 11.1%</p>									\$310,164.44		
03-2A9204	4/10/2012	03-ED,Pla-89 -27.2/27.4,0.0/78.5	Rehab Pavement And Drainage System.	3/14/2012	X		ROAD AND HIGHWAY BUILDERS OF CALIFORNIA INC	34,444,444.00	2,260,359.20 232,320.00 450,000.00 148,000.00 361,800.00 80,040.00 76,345.00	B B B NA B C H	7 4 4 4 4 2 F
<p style="text-align: center;">DBE: 9% 10.5%</p>									\$3,608,864.20		
03-3M8104	4/17/2012	03-Nev,Pla-20-VAR	Rehabilitate Culverts	3/20/2012			QUIMO CONTRACTING INC	280,786.56	6,630.00 2,615.31 6,750.00	DV DV DV	7 7 5
<p style="text-align: center;">DVBE: 5% 5.7%</p>									\$15,995.31		
03-3M9304	4/25/2012	03-Pla-49-3.1/7.5	Replace Ac Surfacing	3/13/2012			BIONDI PAVING INC	744,987.50	22,797.00 15,390.00	DV DV	5 7
<p style="text-align: center;">DVBE: 5% 5.1%</p>									\$38,187.00		
<p style="text-align: center;">Average DBE 10.0%</p>											
<p style="text-align: center;">Average DVBE 5.0%</p>											
<p style="text-align: center;">Total for District 03 15</p>									\$38,277,024.06		
									\$3,973,210.95		

CALIFORNIA

Major and Minor A
Construction Contracts

DISTRICT 04

AWARD TRACKER by District -- APRIL 2012

Contract Number	Award Date	Dist/Co/Rte/PM	Description of Work	Bid Open Date	Fed Aid	Bond	Contractor	Awarded Amt \$	Subcont UDBE/DVBE Goal	Cert	Subcontract Amt (\$ Cert)	Ethnic Group	Const Type
04-0e1404	4/13/2012	04-SCI-85-9 0 9 3	Improve Drainage Facilities	3/20/2012	X		PAVEX CONSTRUCTION DIVISION	301,000.00	CARTER'S TRUCKING D & S TRUCKING NITTA, INC. MOORE SWEEPING INC K & G CONCRETE PUMPING		6,696.00 6,696.00 15,183.00 2,500.00 5,712.00	AS C AP C C	4 4 6 7 7
									DBE: 11%	12.2%	\$36,787.00		
04-1e2404	4/18/2012	04-SM-1-34.8/37.9	Resurfacing With Hot Mix Asphalt (bonded Wearing Course)	3/13/2012			OGRADY PAVING INC	1,140,952.00	GLOBAL ENVIRONMENTAL CAL-VET SERVICES, INC. NORTH VALLEY LEE CONTRACTORS SAMS EQUIPMENT &		890.00 26,200.00 7,000.00 1,500.00 800.00	DV DV DV DV DV	7 5 5 5 7
									DVBE: 3%	3.2%	\$36,390.00		
04-2F2604	4/26/2012	04-Sol-80.680-VAR	Methacrylate Deck. Replace Joint Seal, Place Polyester Concrete.	4/4/2012			LEGG INC	917,725.04	WEST COAST STRUCTURES		51,498.58	DV	2
									DVBE: 5%	5.6%	\$51,498.58		
04-2E4204	4/6/2012	04-Sol-113-6.0/14.0	Cold Plane Asphalt Concrete Pavement And Place Hot Mix Asphalt (a).	3/20/2012			MCK SERVICES INC	654,444.00	SAMBRANO TRAFFIC		45,000.00	DV	5
									DVBE: 5%	6.9%	\$45,000.00		
04-2e4304	4/27/2012	04-Nap-29-24.6/35.6	Cold Plane Asphalt Concrete And Overlay With Hot Mix Asphalt.	4/10/2012			SYNERGY PROJECT MANAGEMENT INC	788,298.00	SANTORO		40,000.00	DV	4
									DVBE: 5%	5.1%	\$40,000.00		
04-2E4404	4/30/2012	04-Ala-680-R12.7/R15.4	Replace Existing Concrete Pavement.	4/11/2012			ANOZIRA INC	321,185.00	G & C EQUIPMENT		29,000.00	DV	7
									DVBE: 5%	9.0%	\$29,000.00		


CALTRANS

Major and Minor A
Construction Contracts

DISTRICT 04

AWARD TRACKER by District APRIL 2012

Contract Number	Award Date	Dist/Co/Rte/PM	Description of Work	Bid Open Date	Fed Aid	Bond	Contractor	Awarded Amt \$	Subcont UDBE/DVBE Goal	Cert	Subcontract Amt (\$ Cert)	Ethnic Group	Const Type
04-2E4504	4/25/2012	04-SM-35-29 7/31.5	Cold Plane Asphalt Concrete Pavement And Place Hot Mix Asphalt (hma).	4/4/2012			SYNERGY PROJECT MANAGEMENT INC	336,892.00	SAFETY STRIPING SERVICE		20,497.00	DV	5
									DVBE: 5%	6.1%	\$20,497.00		
04-2E4604	4/16/2012	04-SCI-130-9.0/15.0	Place Asphalt-rubber Seal Coat.	3/21/2012			INTERMOUNTAIN SLURRY SEAL INC	751,751.00	WELLS SWEEPING TITAN DVBE		20,250.00 17,385.00	DV DV	7 5
									DVBE: 5%	5.0%	\$37,635.00		
04-2E4704	4/11/2012	04-SCI-237-9.3/11.1	Place Micro-surfacing.	3/27/2012			CALIFORNIA PAVEMENT MAINTENANCE COMPANY INC	541,708.70	CALIFORNIA PAVEMENT		74.95	DV	7
									DVBE: 5%	0.0%	\$74.95		
04-2E4904	4/25/2012	04-SM-1-0.0/3.3	Rubberized Hot Mix Asphalt (gap Graded) Overlay.	4/3/2012			MCK SERVICES INC	1,147,415.00	SAMBRANO TRAFFIC		34,575.00	DV	5
									DVBE: 3%	3.0%	\$34,575.00		
04-2E5204	4/6/2012	04-Sol-220-0.0/3.1	Cold Plane Asphalt Concrete Pavement And Place Hma (a).	3/21/2012			TOM MAYO CONSTRUCTION INC	559,835.00	WELLS SWEEPING SAMBRANO TRAFFIC		9,040.00 19,880.00	DV DV	7 5
									DVBE: 5%	5.2%	\$28,920.00		
04-2E5804	4/9/2012	04-Nap-128 -19.1/34.3	Cold Plane Asphalt Concrete Pavement And Place Hot Mix Asphalt.	3/20/2012			VINTAGE PAVING COMPANY INC	1,014,355.00	TITAN DVBE WELLS SWEEPING		25,000.00 8,100.00	DV DV	5 7
									DVBE: 3%	3.3%	\$33,100.00		



DISTRICT 04
AWARD TRACKER by District APRIL 2012


Contract Number	Award Date	Dist/Co/Rte/PM	Description of Work	Bid Open Date	Fed Aid	Bond	Contractor	Awarded Amt \$	Subcont UDBE/DVBE Goal	Cert	Subcontract Amt (\$ Cert)	Ethnic Group	Const Type
04-2E6004	4/27/2012	04-SCI-130-15-0/18.7	Cold Plane Asphalt Concrete Pavement And Overlay With Hot Mix Asphalt.	4/10/2012			SYNERGY PROJECT MANAGEMENT INC	614,197.50	SANTORO		32,011.20	DV	4
									DVBE: 5%	5.2%	\$32,011.20		
04-2E6204	4/11/2012	04-Ala-13-VAR	Replace Asphalt Concrete Surfacing.	3/27/2012			M C K SERVICES INC	337,777.00	SANTORO		18,888.66	DV	4
									DVBE: 5%	5.6%	\$18,888.66		
04-211404	4/12/2012	04-SM-84-8.3/19.4	Install Centerline Rumble Strip.	3/28/2012	X		PAVEX CONSTRUCTION DIVISION	389,754.60	AUSTIN ENTERPRISES K R C SAFETY CO INC		23,033.90 11,265.00	H F NA	5 5
									DBE: 7%	8.8%	\$34,298.90		
04-4A9234	4/25/2012	04-SM-82.101-4.8/19.3.6.6/20.7	Install Traffic Operation System Infrastructure.	4/3/2012		X	MIKE BROWN ELECTRIC CO	5,447,373.00	CAL-VET SERVICES, INC. GLOBAL ENVIRONMENTAL		270,000.00 1,625.00	DV DV	5 7
									DBE: 11%	4.9%	\$271,625.00		
04-4S5904	4/25/2012	04-SM-84-22.1	Construct Tieback Wall.	3/27/2012	X		ROBERT A BOTHMAN INC	1,351,541.00	APPIAN UDBE.SWPPP SUPER SEAL & STRIPE, INC A C DIKE CO ECONOMY TRUCKING CAL-CON PUMPING, LLC MOORE SWEEPING		2,700.00 39,445.00 4,250.00 11,250.00 3,675.00 5,000.00	B F C F C F AS F C F C F	7 5 1 4 7 7
									Average DBE	9.7%			
									Average DVBE	4.2%			
									Total for District 04	35			\$816,621.29

CALTRANS

Major and Minor A
Construction Contracts

DISTRICT 05
AWARD TRACKER by District ... APRIL 2012

Contract Number	Award Date	Dist/Co/Rte/PM	Description of Work	Bid Open Date	Fed Aid	Bond	Contractor	Awarded Amt \$	Subcont UDBE/DVBE Goal	Cert	Subcontract Amt (\$ Cert)	Ethnic Group	Const Type
05-0T3304	4/6/2012	05-SB-135-R9 1/11.7	Cold Plane Existing Asphalt Concrete Pavement And Place Rhma	3/21/2012			CALPORTLAND CONSTRUCTION	2,025,179.40	SAFETY STRIPING SERVICE GLOBAL ENVIRONMENTAL		85,562.40 785.00	DV DV	5 7
									DVBE: 3%	4.3%	\$86,347.40		
05-0T4004	4/11/2012	05-SLO-1-51.3/74.3	Apply Seal Coat On Existing Pavement.	3/27/2012			CALPORTLAND CONSTRUCTION	1,898,325.50	JAMES DAVID LAWRENCE		75,651.28	DV	7
									DVBE: 3%	4.0%	\$75,651.28		
05-1A1604	4/10/2012	05-Mon-1-0/0/39.7	Place Thermoplastic Traffic Striping.	3/21/2012			CENTRAL STRIPING SERVICE INC	332,390.00	GLOBAL ENVIRONMENTAL G & C EQUIPMENT		3,505.00 14,883.75	DV DV	7 5
									DVBE: 5%	5.5%	\$18,388.75		
05-1A4204	4/2/2012	05-Mon-198-7.0/25.8	Apply Seal Coat On Existing Pavement	3/13/2012			WINDSOR FUEL COMPANY	1,056,820.00	WELLS SWEEPING GLOBAL ENVIRONMENTAL		27,725.00 5,000.00	DV DV	7 7
									DVBE: 3%	3.1%	\$32,725.00		
Average DBE													
Average DVBE									3.5%	4.2%			
Total for District 05									7		\$213,112.43		



DISTRICT 06
AWARD TRACKER by District - APRIL 2012

Contract Number	Award Date	Dist/Co/Rte/PM	Description of Work	Bid Open Date	Fed Aid	Bond	Contractor	Awarded Amt \$	Subcont UDBE/DVBE Goal	Cert	Subcontract Amt (\$ Cert)	Ethnic Group	Const Type
06-0K4504	4/5/2012	06-Ker-14-R15.3	Place Methacrylate And Polyester Concrete Overlay	3/20/2012			AUTOBAHN CONSTRUCTION INC	507,412.00	GLOBAL ENVIRONMENTAL		28,855.00	DV	7
06-0L2004	4/12/2012	06-Mad-99-23.8/28.2	Construct Median Thine Beam Barrier.	3/28/2012	X		MIDSTATE BARRIER INC	1,449,876.00	DVBE: 5%	5.7%	\$28,855.00	NA	5
06-0I7204	4/10/2012	06-Ker-58-R106.7/R107.6	Construct Median Concrete Barrier.	3/21/2012	X		MODERN ALLOYS, INC.	1,055,044.00	DBE: 7%	7.0%	\$101,584.00	NA	5
06-0N0704	4/23/2012	06-Fre-Ker-5-Var	Clean And Paint Existing Bridges.	2/28/2012	X		ABHE & SVOBODA INC	2,032,515.00	DBE: 7%	12.0%	\$126,308.00	C	3
06-0N2104	4/30/2012	06-Fre-168-52.0/60.0	Cold Plane And Overlay With Hma (type A, Pg-tr)	4/11/2012			GRANITE CONSTRUCTION COMPANY	1,329,942.00	DBE: 4%	7.1%	\$143,555.00	DV	5
06-0N2904	4/24/2012	06-Ker-202-R1.4/11.9	Place Hot Mix Asphalt (bonded Wearing Course-gap Graded) On Pavement.	4/4/2012			GRIFFITH COMPANY	1,893,988.00	DVBE: 5%	5.2%	\$69,800.00	DV	7
									DVBE: 3%	3.1%	\$57,930.00	DV	5

CALTRANS

Major and Minor A
Construction Contracts

DISTRICT 06
AWARD TRACKER by District APRIL 2012

Contract Number	Award Date	Dist/Co/Rte/PM	Description of Work	Bid Open Date	Fed Aid	Bond	Contractor	Awarded Amt \$	Subcont UDBE/DVBE Goal	Subcontract Amt (\$ Cert)	Ethnic Group	Const Type	
06-416004	4/6/2012	06-Kin-41-R42.1/R44.9	Rehab Roadway And Widen Shoulder	3/20/2012	X		TEICHERT CONSTRUCTION	6,496,441.55	WATER COMPONENTS & WATER COMPONENTS & DRAGON MATERIAL TRAFFIC LOOPS	26,168.23 600.00 557,180.00 54,160.00	C C H AP	F F F F 5	
									DBE: 7%	9.8%			
									Average DBE	6.3%			
									Average DVBE	4.3%	4.7%		
Total for District 06										14		\$1,166,140.23	

CALTRANS

Major and Minor A
Construction Contracts

DISTRICT 07
AWARD TRACKER by District APRIL 2012

Contract Number	Award Date	Dist/Co/Rte/PM	Description of Work	Bid Open Date	Fed Aid	Bond	Contractor	Awarded Amt \$	Subcont UDBE/DVBE Goal	Cert	Subcontract Amt (\$ Cert)	Ethnic Group	Const Type
07-1w0204	4/5/2012	07-LA-105-R0.4/R14.6	Treat Bridge Deck With Methacrylate And Replace Joint Seals.	3/15/2012			CAROLINO CONSTRUCTION CORPORATION	624,559.42	CAROLINO CONSTRUCTION		580,661.28	DV	2
									DVBE: 5%	93.0%	\$580,661.28		
07-202114	4/4/2012	07-LA-710-17.2/26.4	Pave Roadway With Long Life Pavement And Widen Roadway And Bridges	2/9/2012	X		SHIMMICK/MYERS AND SONS JV	102,593,895.48	ACE FENCE COMPANY AUSTIN ENTERPRISES TRIUMPH GEO-SYNTHETICS MODERN ALLOYS JC SUPPLY & SUDDEN SAM'S TRUCKING A C DIKE CO A & M GENTRY TRUCKING C.P.R. TRUCKING, INC. THE FIRM TREMELL CONSTRUCTION TRAFFIC LOOPS CJC TRUCKING COMPANY GLOBAL TRANSLOADING G & C EQUIPMENT CORP. HARD HAT SWEEPING INC FINE GRADE EQUIPMENT		685,870.00 955,584.50 259,314.38 64,995.60 1,017,386.07 378,399.60 68,000.00 732,500.00 240,000.00 54,450.00 142,872.00 38,400.00 240,040.00 1,136,568.00 1,175,030.74 324,000.00 150,000.00	AP H C C C B C C H NA AP B NA B C NA	F F F F F 2 1 4 4 7 7 7 4 4 7 7
									DBE: 9%	7.5%	\$7,663,410.89		
07-266904	4/19/2012	07-LA-Ven-2, 5, 14, 33, 101, etc.-Var	Remove Concrete And Place Stamped Concrete In Freeway Gore Areas.	3/8/2012	X		A M CONCRETE INC	2,593,987.50	SUPER SEAL & STRIPE INC BRADLEY TANKS INC BORDEN TRUCKING INC		234,454.10 53,377.00 53,430.00	C C C	F F F
									DBE: 11%	13.2%	\$341,261.10		
07-3Y9504	4/9/2012	07-LA-91-R10.1/R14.6	Cold Plane Ac Pavement & Place Rubberized Hma (gap Graded).	3/22/2012			R J NOBLE COMPANY	784,159.00	E-NOR INNOVATIONS INC		46,650.00	DV	5
									DVBE: 5%	5.9%	\$46,650.00		
07-43704	4/5/2012	07-LA-210-R5.7	Construct Concrete Barrier.	3/15/2012	X		ODONNELL CONSTRUCTION INC	382,315.00	CALIFORNIA		56,913.00	AP	2
									DBE: 11%	14.9%	\$56,913.00		

CALTRANS

Major and Minor A
Construction Contracts

DISTRICT 08

AWARD TRACKER by District APRIL 2012

Contract Number	Award Date	Dist/Co/Rte/PM	Description of Work	Bid Open Date	Fed Aid	Bond	Contractor	Awarded Amt \$	Subcont UDBE/DVBE Goal	Cert	Subcontract Amt (\$ Cert)	Ethnic Group	Const Type	
08-0C7434	4/25/2012	08-SBd,Riv-60,71-Var	Install Exit Number 110g Signs And Panels	3/29/2012	X		PETERSON-CHASE GENERAL ENGINEERING CONSTRUCTION	188,414.00	APPIAN UDBE SWPPP G & C EQUIPMENT CORP.		2,650.00 8,625.00	C B	F 7	
									DBE: 4%	6.0%	\$11,275.00			
08-0k2004	4/24/2012	08-SBd-18-75.3/75.7	Construct Left Turn Lane	4/5/2012	X		AUTOBAHN CONSTRUCTION INC	468,989.00	FREEDOM TRANSPORTATION K R C SAFETY CO. INC. SUPER SEAL & STRIPE		19,932.00 15,300.00 29,521.00	B NA NA	5 7 5	
									DBE: 13%	13.8%	\$64,753.00			
08-0P7104	4/6/2012	08-Riv-215-R8.9/R31.0	Rehab 8 Bridges By Sandblast, Clean, And Apply Methacrylate Seal	3/8/2012			PETERSON-CHASE GENERAL ENGINEERING CONSTRUCTION	416,221.60	GLOBAL ENVIRONMENTAL		23,925.00	DV	7	
									DVBE: 5%	5.7%	\$23,925.00			
08-0m7504	4/5/2012	08-SBd-10,15,30,60,83-Var	Treat Bridge Decks, clean And Repair Joint, replace Expansion Joint Seal	3/15/2012			CAROLINO CONSTRUCTION CORPORATION	589,425.00	CAROLINO CONSTRUCTION		402,146.00			
									DVBE: 5%	68.2%	\$402,146.00			
08-0P9504	4/12/2012	08-Riv-74-47.9/63.0 67.5/71.8	Cold Plane, Replace Ac Surfacing And Rhma-g And Hma-a Overlay	3/29/2012			ALL AMERICAN ASPHALT	3,450,622.00	CAROLINO TRAFFIC		104,000.00	DV	5	
									DVBE: 3%	3.0%	\$104,000.00			
									Average DBE	8.5%		9.9%		
									Average DVBE	4.3%		25.7%		
									\$5,113,671.60	8	\$606,099.00			
Total for District 08														

CALTRANS

Major and Minor A
Construction Contracts

DISTRICT 10

AWARD TRACKER by District APRIL 2012

Contract Number	Award Date	Dist/Co/Rte/PM	Description of Work	Bid Open Date	Fed Aid	Bond	Contractor	Awarded Amt \$	Subcontract UDBE/DVBE Goal	Subcontract UDBE/DVBE Cert	Subcontract Amt (\$ Cert)	Ethnic Group	Const Type
10-0S2404	4/4/2012	10-Tuo-108-58.8	Construct Soldier Pile Wall	1/18/2012			C W FOX CONSTRUCTION INC	752,766.00		LFE CONTRACTORS HANK RIERDON GLOBAL ENVIRONMENTAL SAM'S EQUIPMENT & SIERRA SAFETY COMPANY	1,500.00 52,268.06 745.00 13,204.64 8,591.19	DV DV DV DV DV	5 7 7 7 5
									DVBE: 5%	10.1%	\$76,308.89		
10-0V5604	4/5/2012	10-SJ-99-32.6	Heat Straighten Girder.	2/22/2012			AMERICAN CIVIL CONSTRUCTORS WEST COAST INC CACC	284,940.00		BLAIR CONSTRUCTION	14,870.00	DV	7
10-0V5904	4/27/2012	10-SJ-4-14.2	Clean And Paint Structural Steel Existing Bridge.	4/10/2012			MURPHY INDUSTRIAL COATINGS INC	1,806,713.00		SAMBRANO TRAFFIC	70,300.00	DV	5
									DVBE: 5%	5.2%	\$14,870.00		
10-0v8804	4/3/2012	10-Sta-33-1.6/12.6	Repair Failed Areas And Apply Rubberized Hma (gap Graded).	3/6/2012			TEICHERT CONSTRUCTION	1,784,776.00		SAFETY STRIPING SERVICE	\$70,300.00	DV	5
									DVBE: 3%	3.9%	\$70,300.00		
10-0V9304	4/20/2012	10-Tuo-49.108 -16.3/18.0, 6.5/R11.3	Repair Failed Areas And Apply Rubberized Hma (gap Graded).	4/3/2012			GEORGE REED INC	3,091,908.00		JOHN W HERTZIG WELLS SWEEPING DEPENDABLE PETROLEUM	7,300.00 44,000.00 44,950.00	DV DV DV	4 7 4
									DVBE: 3%	6.3%	\$111,650.00		
10-0v9804	4/30/2012	10-Mpa-49- R34.6/48.8	Repair Failed Areas And Apply Rubberized Hma (gap Graded).	4/11/2012			GEORGE REED INC	2,433,342.00		DEPENDABLE PETROLEUM WELLS SWEEPING SAMBRANO TRAFFIC	34,100.00 24,300.00 17,000.00	DV DV DV	4 7 5
									DVBE: 3%	3.1%	\$96,250.00		
									DVBE: 3%	3.1%	\$75,400.00		

C 41 TRANS

Major and Minor A
Construction Contracts

DISTRICT 10
AWARD TRACKER by District APRIL 2012

Contract Number	Award Date	Dist/Co/Rte/PM	Description of Work	Bid Open Date	Fed Aid	Bond	Contractor	Awarded Amt \$	Subcont U/DBE/DVBE Goal	Subcontract Amt (\$ Cert)	Ethnic Group	Const Type	
10-264444	4/10/2012	10-Ama-88-0/0/5.5	Roadway Rehabilitation And Bridge Widening.	3/20/2012	X		GEORGE REED INC - MYERS AND SONS CONSTRUCTION LP JV	10,816,443.00		72,830.50 3,990.00 1,111,970.02 182,890.00 136,991.00	C F H B C C	F F F F F F	
									DBE: 11%	\$1,508,671.52			
10-415704	4/6/2012	10-Mer-99-R4.6/R10.5	Construct Freeway, Interchange, And Bridges.	3/13/2012		X	TEICHERT FLATIRON WEST A JOINT VENTURE	66,568,275.00	DAN A WELLS	63,175.00	DV	4	
									Average DBE	11.0%			
									Average DVBE	3.1%			
									Total for District 10	\$87,539,163.00	20		\$2,016,625.41

CALTRANS

Major and Minor A
Construction Contracts

DISTRICT 11
AWARD TRACKER by District - APRIL 2012

Contract Number	Award Date	Dist/Co/Rte/PM	Description of Work	Bid Open Date	Fed Aid	Bond	Contractor	Awarded Amt \$	Subcontract UDBE/DVBE Cert	Subcontract Amt (\$ Cert)	Ethnic Group	Const Type
11-2M2604	4/17/2012	11-Imp-8-76.6/R83.3	Asphalt Rubber Seal Coat And Rubberized Hma Type G Overlay.	3/29/2012			AGGREGATE PRODUCTS INC	4,447,751.80	GLOBAL ENVIRONMENTAL DEPENDABLE PETROLEUM CAROLINO TRAFFIC JAMES DAVID LAWRENCE	865.00 92,796.00 48,950.00 64,013.37	DV DV DV DV	7 7 5 7
								\$206,624.37	4.6%			
11-2T0874	4/4/2012	11-SD-15-M27.8/R30.1	Install Highway Planting, Erosion Control And Irrigation Systems.	3/1/2012	X		WESTERN RIM CONSTRUCTORS INC	1,955,248.58	EDISON CONSTRUCTION TRIUMPH GEO-SYNTHETICS.	18,376.80 101,717.10	NA C	F F
									DBE: 3%	\$120,093.90		
11-2T0884	4/4/2012	11-SD-15-R30.1/R31.5	Install Highway Planting And Irrigation Systems.	2/9/2012	X		PACIFIC RESTORATION GROUP INC	1,648,499.05	JL STORMWATER ACME SAFETY & SUPPLY TRIUMPH GEO-SYNTHETICS.	15,750.00 27,750.00 23,613.67	C C C	F F F
									DBE: 4%	\$67,113.67		
11-2T0954	4/4/2012	11-SD-15-M15.0/M16.4	Construct Direct Access Ramps To I-15 Managed Lanes And Transit Sta.	2/23/2012		X	GRANITE CONSTRUCTION COMPANY	20,292,386.00	GEO CELL SOLUTIONS. INC.	18,830.00	DV	7
11-2T1814	4/27/2012	11-SD-54.805-1.8.5.5/9.4	Construct North And South Bound Hov Lanes.	4/5/2012			GRANITE CONSTRUCTION COMPANY	32,126,080.00	R G CAMPBELL COMPANY	551,680.00	DV	7
									DBE: 0.1%	\$18,830.00		
									1.7%	\$551,680.00		
									Average DBE 3.5%			
									Average DVBE 0.0%			
									\$60,469,965.43		11	
							Total for District 11					\$964,341.94

CALTRANS

Major and Minor A
Construction Contracts

DISTRICT 12
AWARD TRACKER by District APRIL 2012

Contract Number	Award Date	Dist/Co/Rte/PM	Description of Work	Bid Open Date	Fed Aid	Bond	Contractor	Awarded Amt \$	Subcont UDBE/DVBE Goal	Cert	Subcontract Amt (\$ Cert)	Ethnic Group	Const Type	
12-017604	4/5/2012	12-Oran-1,5,55,73,74 etc-Var	Methacrylate Deck Seal, Polyester Concrete Overlay And Joint Seals	3/15/2012			PETERSON-CHASE GENERAL ENGINEERING CONSTRUCTION	1,447,064.60	GLOBAL ENVIRONMENTAL		49,660.00	DV	7	
<p style="text-align: center;">DVBE: 3% 3.4%</p> <p style="text-align: center;">Average DBE 8.6%</p> <p style="text-align: center;">Average DVBE 3.0%</p> <p style="text-align: center;">\$1,447,064.60 1 \$49,660.00</p>														
Total for District 12											\$359,071,358.88	183	\$20,007,873.05	

AVERAGE DAYS TO AWARD / NUMBER of CONTRACTS AWARDED

April 2012

(PER MONTH AND FISCAL YEAR)

	2004/05		2005/06		2006/07		2007/08		2008/09		2009/10		2010/11		2011/12	
	Average Days	Contracts Awarded	Average Days	Contracts Awarded	Average Days	Contracts Awarded	Average Days	Contracts Awarded	Average Days	Contracts Awarded	Average Days	Contracts Awarded	Average Days	Contracts Awarded	Average Days	Contracts Awarded
July	15.21	19	27.62	21	14.70	23	14.32	25	13.86	21	24.59	46	42.00	15	35.06	16
August	20.29	28	24.44	36	14.51	51	20.74	53	15.79	33	20.24	34	53.27	11	51.62	27
September	37.41	34	20.80	40	13.75	69	17.04	50	18.02	45	21.17	23	39.70	10	33.80	15
October	13.96	23	24.24	58	15.63	43	11.17	30	19.97	34	24.10	30	102.70	37	39.68	22
November	23.67	15	27.34	58	17.00	43	18.25	32	14.74	23	24.59	27	60.74	38	35.68	25
December	24.05	19	24.57	37	12.18	39	16.44	39	16.29	42	29.79	28	62.40	70	43.03	38
January	21.00	13	44.26	27	12.69	29	18.57	30	19.40	30	28.19	32	54.18	61	46.06	31
February	18.93	27	33.10	51	29.09	35	14.41	41	18.56	63	28.05	40	59.33	39	37.24	33
March	17.14	28	48.59	44	16.93	40	13.85	54	17.71	69	22.85	61	30.78	51	39.48	56
April	21.35	69	14.92	52	14.92	68	16.78	107	22.84	82	29.17	77	33.86	74	25.22	77
May	16.23	77	14.34	89	12.21	97	16.75	134	17.15	82	27.76	94	31.82	105		
June	15.94	67	16.54	82	18.25	91	19.48	80	21.30	113	34.88	120	34.35	106		
FY Average	20.43	419	26.73	595	15.99	628	16.48	675	17.97	637	26.28	612	50.43	617	38.69	340