

State of California
Department of Transportation
Division of Engineering Services



Award Tracker Report

May 2010



MAY 2010

Total No Contracts	94	Total Payment	\$220,981,512.99	Total State Payment	\$39,684,665.61	Total Federal Payment	\$181,296,847.38	Total DVBE Goals	\$140,259.51	Total DBE Goals	\$9,901,120.39	Total Overall Goals	\$10,041,379.89
									0.4%		5.5%		4.5%
State Contracts	69	Federal Contracts	25					Total DVBE Cert	\$2,525,265.78	Total DBE Cert	\$12,981,852.83	Total Overall Cert	\$15,507,118.61
									6.4%		7.2%		7.0%

GOALS	NO. OF CONTRACTS	CONTRACT PERCENTAGE	BID AMOUNT	DOLLAR PERCENT
No Goals	63	67.02	36,879,475.44	16.69
<10%	31	32.98	184,102,037.55	83.31
=10%	0	0.00	0.00	0.00
>10%	0	0.00	0.00	0.00
Total	94	100.0 %	\$220,981,512.99	100.0 %

GOAL RESULTS AT AWARD				
No Goals	63	67.02	36,879,475.44	16.69
Good Faith Effort	0	0.00	0.00	0.00
Goals Met	6	6.38	16,046,635.96	7.26
Goals Exceeded	25	26.60	168,055,401.59	76.05
Total	94	100.0 %	\$220,981,512.99	100.0 %

GOOD FAITH DENIALS		
State Projects	0.0	0.0 %
Federal Projects	0.0	0.0 %

DBE/DVBE TOTALS

State Fiscal Year 2009-10

July 1, 2009 - May 31, 2010

Total No Contracts	Total Payment	Total State Payment	Total Federal Payment	Total DVBE Goals	Total DBE Goals
490	\$2,142,911,596.79	\$461,631,336.59	\$1,681,280,260.20	\$6,807,578.27	\$94,248,789.69
				1.5%	5.6%

State Contracts	Federal Contracts	Total DVBE Cert	Total DBE Cert
296	194	\$19,347,515.89	\$86,739,294.17
		4.2%	5.2%

GOALS	NO. OF CONTRACTS	CONTRACT PERCENTAGE	BID AMOUNT	DOLLAR PERCENT
No Goals	248	50.61	221,043,448.52	10.32
<10%	225	45.92	1,845,600,625.88	86.13
= 10%	7	1.43	66,071,334.29	3.08
> 10%	9	1.84	9,220,732.60	0.43
Total	490	99.8 %	\$2,142,911,596.79	100.0 %

GOAL RESULTS AT AWARD				
No Goals	248	50.61	221,043,448.52	10.32
Good Faith Effort	78	15.92	949,134,354.15	44.29
Goals Met	29	5.92	220,857,690.25	10.31
Goals Exceeded	134	27.35	750,900,648.37	35.04
Total	490	99.8 %	\$2,142,911,596.79	100.0 %

GOOD FAITH DENIALS		
State Projects	2.0	0.7 %
Federal Projects	4.0	2.1 %

STATE FUNDED PROJECTS
 State Fiscal Year 2009-10
 July 1, 2009 - May 31, 2010

Total No Contracts	Total Payment	Total State Payment	Total DVBE Goals	Total Overall Goals
296	\$461,631,336.59	\$461,631,336.59	\$6,807,578.27	\$6,807,578.27
			1.5%	1.5%
			<u>Total DVBE Cert</u>	<u>Total Overall Cert</u>
			\$19,347,515.89	\$19,347,515.89
			4.2%	4.2%

GOALS	NO. OF CONTRACTS	CONTRACT PERCENTAGE	BID AMOUNT	DOLLAR PERCENT
No Goals	247	83.45	220,555,079.52	47.78
<10%	48	16.22	240,100,801.57	52.01
=10%	0	0.00	0.00	0.00
>10%	0	0.00	0.00	0.00
Total	296	99.7 %	\$461,631,336.59	99.8 %

GOAL RESULTS AT AWARD

No Goals	247	83.45	220,555,079.52	47.78
Good Faith Effort	8	2.70	10,721,877.80	2.32
Goals Met	8	2.70	68,442,207.75	14.83
Goals Exceeded	32	10.81	160,936,716.02	34.86
Total	296	99.7 %	\$461,631,336.59	99.8 %

GOOD FAITH DENIALS

State Projects	2.0	0.7 %
----------------	-----	-------

FEDERAL FUNDED PROJECTS
 FEDERAL FISCAL YEAR 2009-10
 October 1, 2009 - May 31, 2010

<u>Total No Contracts</u>	<u>Total Federal Payment</u>	<u>Total DBE Goals</u>	<u>Total Overall Goals</u>
127	\$1,116,963,889.32	\$63,481,398.24	\$63,481,398.24
		5.7%	5.7%
		<u>Total DBE Cert</u>	<u>Total Overall Cert</u>
		\$66,258,888.36	\$66,258,888.36
		5.9%	5.9%


GOALS	NO. OF CONTRACTS	CONTRACT PERCENTAGE	BID AMOUNT	DOLLAR PERCENT
No Goals	1	0.79	488,369.00	0.04
<10%	112	88.19	1,042,195,091.43	93.31
=10%	7	5.51	66,071,334.29	5.92
>10%	7	5.51	8,209,094.60	0.73
Total	127	100.0 %	\$1,116,963,889.32	100.0 %

GOAL RESULTS AT AWARD

No Goals	1	0.79	488,369.00	0.04
Good Faith Effort	39	30.71	617,969,118.12	55.33
Goals Met	14	11.02	50,088,972.60	4.48
Goals Exceeded	73	57.48	448,417,429.60	40.15
Total	127	100.0 %	\$1,116,963,889.32	100.0 %

GOOD FAITH DENIALS

Federal Projects	3.0	2.4 %
------------------	-----	-------



DISTRICT 01
AWARD TRACKER by District MAY 2010

Contract Number	Award Date	Dist/Co/Rte/PM	Description of Work	Bid Open Date	Fed Aid	Bond	Contractor	Awarded Amt \$	Subcont DBE/DVBE Goal Cert	Subcontract Amt (\$ Cert)	Ethnic Group	Const Type
01-397554	5/25/2010	01-Men-101-R100.2	Construct Concrete Baffles And Place Rock Clusters In Arch Culvert.	4/28/2010	X		GRANITE CONSTRUCTION COMPANY	173,230.00	TRANSTEC CONSULTING BRAY TRUCKING NITTA, INC.	630.00 3,910.00 4,408.00	C NA AP	F F 6
									DBE: 5%	\$8,948.00		
01-475404	5/24/2010	01-Hum-36-20-9	Improve Vertical Curve, Replace Structural Section With Hma. Ab.	4/27/2010	X		GRANITE CONSTRUCTION COMPANY	340,973.50	A C DIKE CO HINTON CONSULTING LINDY'S COLD PLANING CAMROCK CO. INC	4,200.00 440.00 17,300.00 15,000.00	C C C B	F F F 6
									DBE: 8%	\$36,940.00		
01-477304	5/3/2010	01-Men-20-9-4, 15 1	Repair Storm Damage, Earthwork, Drainage, Paving	4/13/2010	X		KAPEL CONSTRUCTION INC	251,471.00	KAPEL CONSTRUCTION INC	249,459.00	NA	2
01-488504	5/5/2010	01-Hum-Men-1, 101-VAR	Repair Bridge Decks	3/30/2010			PETERSON-CHASE GENERAL ENGINEERING CONSTRUCTION	187,878.50	G & C EQUIPMENT	44,747.14	DV	7
									DBE: 5%	\$249,459.00		
01-490104	5/12/2010	01-Men-1-43-9/R50.7	Ogfc Overlay	4/14/2010			GRANITE CONSTRUCTION COMPANY	1,121,286.20	HARP ENTERPRISES	60,559.00	DV	4
									DBE: 23.8%	\$44,747.14		
01-491304	5/5/2010	01-Hum-101-112.5/114.5	Hma Overlay	4/13/2010			GRANITE CONSTRUCTION COMPANY	799,264.80	TITAN DVBE WELLS SWEEPING APCO GLOBAL ENVIRONMENTAL	2,600.00 5,480.00 6,501.44 1,210.00	DV DV DV DV	7 7 2 7
									DBE: 5.4%	\$60,559.00		
01-492604	5/24/2010	01-Men-1-59.8/62.0	Replace Traffic Signal Heads.	5/4/2010			REPUBLIC INTELLIGENT TRANSPORTATION SERVICES INC	117,833.00		\$15,791.44		
									DBE: 2.0%			

CAITRANS

Major and Minor A
Construction Contracts

DISTRICT 01
AWARD TRACKER by District MAY 2010

Contract Number	Award Date	Dist/Co/Rte/PM	Description of Work	Bid Open Date	Fed Aid	Bond	Contractor	Awarded Amt \$	Subcont DBE/DYBE Goal	Subcont DBE/DYBE Cert	Subcontract Amt (\$ Cert)	Ethnic Group	Const Type
								Average DBE	6.0%	38.4%			
								Average DYBE	0.0%	7.8%			
								\$2,991,937.00			14		\$416,444.58

Total for District 01

CONTRACTS

Major and Minor A
Construction Contracts

**DISTRICT 02
AWARD TRACKER by District - MAY 2010**

Contract Number	Award Date	Dist/Co/Rte/PM	Description of Work	Bid Open Date	Fed Aid	Bond	Contractor	Awarded Amt \$	Subcont DBE/DV/BE Goal	Subcontract Amt (\$ Cert)	Ethnic Group	Const Type
02-0E8004	5/25/2010	02-Teh-5-9.5-10.5	Hook-up Municipal Water Supply And Sewer Supply	5/4/2010			SGC CONSTRUCTION	597,913.39	REDDING INDUSTRIAL	63,700.00	DV	3
02-1E6004	5/24/2010	02-Tri-299-VAR	Bridge Maintenance	4/27/2010			MERCER FRASER COMPANY	914,849.85	DBE: 5% NITTA EROSION CONTROL RAP DISTRIBUTORS	\$63,700.00 7,208.00 38,500.00	DV DV	6 7
02-1E6204	5/5/2010	02-Sha-5-Various	Bridge Maintenance	4/14/2010			C C MYERS INC	1,171,779.31	5.0%	\$45,708.00		
02-1E9204	5/10/2010	02-Tri-299-45.0-49.0	Thin Blanket Overlay With Digtouts	4/7/2010			J F SHEA CONSTRUCTION INC	748,525.00	TITAN DVBE	2,050.00	DV	7
02-2F2604	5/19/2010	02-Tri-299-26.1-36.9	Hot In-place Recycle	4/27/2010			PAVEMENT COATINGS CO	2,408,110.10	0.3%	\$2,050.00		
02-373104	5/3/2010	02-Plu-70-56.5/57.2	Construct Spanish Creek Bridge With Spandrel Column Structure.	4/13/2010	X		C C MYERS INC	12,777,000.00	LABAT'S TREE CARE TRANSTEC CONSULTING JA-CO TRUCKING A C DIKE CO MUNICON CONSULTANTS CAL-CON PUMPING, LLC JERRY LEE FORD OLIVEIRA FENCE, INC. FIRST FUEL, INC. WHITE CAP READY MIX.	132,645.00 1,495.00 286,105.00 4,100.00 1,500.00 4,000.00 52,500.00 10,000.00 97,800.00 48,915.00	C C NA C C C B C C C	F F 4 2 7 1 2 5 7 7
02-4C5804	5/5/2010	02-Teh-99-11.6/12.6	Install Sidewalks, Curb, Gutters, Deck Lighting & Drainage Systems	3/23/2010	X	X	RON HALE CONSTRUCTION INC	1,440,586.50	DBE: 5%	\$639,060.00		
							OLIVEIRA FENCE, INC. RICHARD A. HEAPS	1,800.00 109,350.00			C C	6 7
							DBE: 7%			\$111,150.00		

CAUTIONS

Major and Minor A
Construction Contracts

DISTRICT 02
AWARD TRACKER by District **MAY 2010**


Contract Number	Award Date	Dist/Co/Rte/PM	Description of Work	Bid Open Date	Fed Aid	Bond	Contractor	Awarded Amt \$	Subcont DBE/DVBE Goal	Subcont DBE/DVBE Cert	Subcontract Amt (\$ Cert)	Ethnic Group	Const Type
02-4C8304	5/10/2010	02-Sha-89-4.0/10.7	Extend Culverts, Widen Shoulders	4/13/2010			SUPERIOR DVBE INC	154,777.00			138,777.00	DV	2
											\$138,777.00		
								Average DBE	6.0%	6.4%			
								Average DVBE	0.8%	17.6%			
								\$20,213,541.15	17		\$1,000,445.00		
							Total for District 02						

C U I R I N S

Major and Minor A
Construction Contracts

DISTRICT 03
AWARD TRACKER by District MAY 2010

Contract Number	Award Date	Dist/Co/Rte/PM	Description of Work	Bid Open Date	Fed Aid	Bond	Contractor	Awarded Amt \$	Subcont DBE/DVBE Goal	DVBE Cert	Subcontract Amt (\$ Cert)	Ethnic Group	Const Type
03-0F9104	5/19/2010	03-But-Gle.Sac.Yub -32, 16, 20-Var	Grind In Centerline Rumble Strip, Place Thermoplastic Traffic Stripe.	4/20/2010	X		LINEAR OPTIONS INC	273,615.00	K R C SAFETY CO. INC.		25,595.00	NA	5
<p>DBE: 8% 9.4%</p>													
03-2A6904	5/28/2010	03-Nev-49-15-4/18.0	Widen Roadway With Hma Over Ab. Const Conc Barrier And Sound Walls	4/21/2010	X	X	DE SILVA GATES CONSTRUCTION	8,393,579.00	A C DIKE CO CONSTRUCTION AREA CAMROCK CO. INC PROJECT MANAGEMENT SAM'S EQUIPMENT & T K BLACKBURN TRUCKING WEST COAST WATER		4,386.00 45,230.00 79,760.00 2,930.00 102,000.00 100,000.00 10,000.00	C H B C NA B C	2 5 7 7 7 4 4
<p>DBE: 4% 4.1%</p>													
03-3E1304	5/20/2010	03-Sac-50-L2.3	Repair Hinge And Add Support.	5/4/2010			PETERSON-CHASE GENERAL ENGINEERING CONSTRUCTION	449,756.20	G & C EQUIPMENT		52,200.00	DV	7
<p>DVBE: 5% 11.6%</p>													
03-3M2404	5/17/2010	03-But-32- R23.5/37.0	Replace Asphalt Concrete Surfacing And Seal Coat (microsurfacing)	4/21/2010	X		KNIFE RIVER CONSTRUCTION	935,330.50	K R C SAFETY CO. INC. TRANSTEC CONSULTING BLACK DIAMOND ASPHALT.		10,673.50 2,080.00 38,500.00	NA C B	5 7 2
<p>DBE: 5% 5.5%</p>													
03-3M2504	5/13/2010	03-Sut-99- R30.9/T35.7	Grind Pcc Pavement And Replace Ac Surface.	4/14/2010	X		PROFESSIONAL CONSTRUCTION SERVICES	1,659,827.40	TRANSTEC CONSULTING RICHARD A. HEAPS K R C SAFETY CO. INC. A C DIKE CO GLOBAL ROAD SEALING. AUSTIN ENTERPRISES SAM'S EQUIPMENT &		2,080.00 29,577.00 2,000.00 4,425.00 39,060.00 5,892.00 41,958.00	C C NA C AP H NA	7 3 5 2 2 5 7
<p>DBE: 6% 7.5%</p>													
<p>DBE: 6% 7.5%</p>													



DISTRICT 03
AWARD TRACKER by District MAY 2010


Contract Number	Award Date	Dist/Co/Rte/PM	Description of Work	Bid Open Date	Fed Aid	Bond	Contractor	Awarded Amt \$	Subcont DBE/DYBE Goal	Subcont DBE/DYBE Cert	Subcontract Amt (\$ Cert)	Ethnic Group	Const Type
03-3M3104	5/12/2010	03-Yol-505-3-4/17.5	Overlay Bridge Decks With Methacrylate And Polyester.	4/20/2010			TRUESDELL CORPORATION OF CALIFORNIA INC	188,188.00	GLOBAL ENVIRONMENTAL		1,190.00	DV	7
03-3M3404	5/12/2010	03-Sac-5-0-7/30.1	Replace Joint Seals, Resurface Decks With Methacrylate And Polyester.	3/30/2010			C C MYERS INC	868,686.37	ALL COUNTIES TRUCKING RAP DISTRIBUTORS	0.6%	\$1,190.00	DV	4
03-3M4704	5/3/2010	03-ED-50-19-4/45.4	Clean, Repair, And Retrofit Culverts.	4/13/2010			B & B DEVELOPERS	150,217.00	GLOBAL ENVIRONMENTAL	5.0%	\$43,440.00	DV	7
03-3M5104	5/20/2010	03-ED-50-58-7/61.8	Clean And Line Culverts, Install Pipelinet, And Replace Inlets.	4/21/2010			ELITE LANDSCAPING INC	361,599.20		1.4%	\$2,150.00		
03-4E3404	5/25/2010	03-Sac-5-22-7/23.2	Remove Signs, And Install Ramp Meters, Signs And Sign Structures	4/28/2010			PETERSON-CHASE GENERAL ENGINEERING CONSTRUCTION	375,372.54	G & C EQUIPMENT		119,892.00	DV	7
03-4E6104	5/10/2010	03-Nev-89-0.1	Install Flashing Beacons And Signs.	4/20/2010			KOCH EXCAVATING INC	245,031.45		31.9%	\$119,892.00		
Average DBE											5.8%		
Average DYBE											0.7%		
Total for District 03											24	\$765,018.50	

CONTRACTS

Major and Minor Construction Contracts

**DISTRICT 04
AWARD TRACKER by District - MAY 2010**

Contract Number	Award Date	Dist/Co/Rte/PM	Description of Work	Bid Open Date	Fed Aid	Bond	Contractor	Awarded Amt \$	Subcont DBE/DVBE		Subcontract Amt (\$ Cert)	Ethnic Group	Const Type
									Goal	Cert			
04-040804	5/11/2010	04-SF-80-6.7.7.8	Replace 15 Kv Electrical Cable.	4/13/2010			BENTANCOURT BROS CONSTRUCTION INC	488,900.00	GLOBAL ENVIRONMENTAL SHIELDS ELECTRICAL		625.00 204,516.00	DV DV	7 7
04-0A7824	5/25/2010	04-SC1-Var-Var	Terminal System End Treatment Of Guardrails To Be Upgraded	4/27/2010	X		MIDSTATE BARRIER INC	1,990,000.00	A C DIKE CO K R C SAFETY CO. INC.	42.0%	69,547.50 49,240.00	C NA	F 5
04-0C4904	5/17/2010	04-CC-4-3.1	Cold Plane Existing Pavement Place Hma.	4/27/2010			GRANITE CONSTRUCTION COMPANY	233,233.00	ROBERT PENNY NITTA EROSION CONTROL ALL COUNTRY TRUCKING APCO	6.0%	\$118,787.50	DV DV DV DV	7 6 4 2
04-1A2414	5/25/2010	04-Ala-24.980-R1.8/R4.3.1.3.2.0	Paving Existing Planting Strip On Median Shoulder With Concrete.	4/27/2010			COAST CONSTRUCTION INC	386,890.00	SAMS EQUIPMENT &	5.0%	\$11,662.00	DV	7
04-1F0204	5/20/2010	04-SM.SF-1.280-VAR	Treat Bridge Decks With Methacrylate And Replace Joint Seals.	4/21/2010			TRUESDELL CORPORATION OF CALIFORNIA INC	198,198.00	GLOBAL ENVIRONMENTAL	5.0%	\$19,500.00	DV	7
04-1F4304	5/10/2010	04-Ala-VAR-VAR	Treat Bridge Decks With Methacrylate And Replace Joint Seals.	4/6/2010			VICTORY ENGINEERS INC	235,235.00	GLOBAL ENVIRONMENTAL SAMS EQUIPMENT &	6.0%	\$11,945.00	DV DV	5 7
										8.1%	\$19,105.00	DV	7



DISTRICT 04
AWARD TRACKER by District MAY 2010

Contract Number	Award Date	Dist/Co/Rte/PM	Description of Work	Bid Open Date	Fed Aid Bond	Contractor	Awarded Amt \$	Subcont Goal	DBE/DVBE Cert	Subcontract Amt (\$ Cert)	Ethnic Group	Const Type
04-1F7404	5/20/2010	04-SM-82-8.6'12.1	Cold Plane Pavement And Overlay With Rubberized Hot Mix Asphalt.	4/20/2010	X	GALLAGHER & BURK INC	1,987,654.32	GLOBAL ROAD SEALING, F FERRANDO & COMPANY		166,300.00 11,695,000	AP C F	5 2
									DBE: 7%	\$177,995.00		
04-1F8604	5/28/2010	04-Nap-128-R1.4/34.3	Cold Plane Ac Pavement And Place Hot Mix Asphalt (type A).	5/4/2010		VINTAGE PAVING CO INC	589,203.70	TITAN DVBE		35,000.00	DV	5
									DVBE: 5%	\$35,000.00		
04-2F0204	5/10/2010	04-Ala-260-R1.1/R1.9	Remove Fiber Reinforced Concrete Overlay Off Of The Tube Ceiling	4/20/2010		DISNEY CONSTRUCTION INC	269,333.00	CAI-VET SERVICES, INC		15,366.90	DV	5
									DVBE: 5%	\$15,366.90		
04-3A8204	5/26/2010	04-Mrm-1-0.1	Reconstruct Sidewalk And Walkway, Resurface Accessible Parking Area.	4/28/2010		MAGGIORA AND GHILOTTI INC	234,567.00	NITTA EROSION CONTROL GLOBAL ENVIRONMENTAL DVBE TRUCKING &		1,705.00 7,015.00 3,200.00	DV DV DV	5 7 4
									5.1%	\$11,920.00		
04-4A8814	5/26/2010	04-Son-128-R21.7	Mitigation Planting.	4/21/2010		RESTORATION RESOURCES	149,808.30	ROBERT PENNY EMPIRE FENCE CO INC		1,450.00 2,772.00	DV DV	7 7
									2.8%	\$4,222.00		
04-4S0004	5/12/2010	04-Mrm-101-8.8	Place Rock Slope Protection	4/21/2010		TEAM GHILOTTI INC	114,655.00	NITTA EROSION CONTROL ROBERT PENNY		3,014.00 630.00	DV DV	6 7
									3.2%	\$3,644.00		

CHITRANS

Major and Minor A
Construction Contracts

DISTRICT 04
AWARD TRACKER by District **MAY 2010**

Contract Number	Award Date	Dist/Co/Rte/PM	Description of Work	Bid Open Date	Fed Aid	Bond	Contractor	Awarded Amt \$	Subcont DBE/DVBE Goal	Subcont DBE/DVBE Cert	Subcontract Amt (\$ Cert)	Ethnic Group	Const Type
			Average DBE					Average DBE	7.0%	7.5%			
			Average DVBE					Average DVBE	1.0%	8.9%			
			Total for District 04					\$6,877,677.32		23			\$634,288.40

C 117R 4X5
Major and Minor A
Construction Contracts

DISTRICT 05
AWARD TRACKER by District MAY 2010

Contract Number	Award Date	Dist/Co/Rte/PM	Description of Work	Bid Open Date	Fed Aid	Bond	Contractor	Awarded Amt \$	Subcont DBE/DVBE Goal	Subcontract Amt (\$ Cert)	Ethnic Group	Const Type
05-0S0604	5/10/2010	05-Mon-68-R4.0.6.8	Cold Plane Asphalt Concrete Pavement And Repave With Hot Mix Asphalt.	4/7/2010			PAVEX CONSTRUCTION DIVISION	575,241.00	SANTORO	50,000.00	DV	4
05-0S0904	5/12/2010	05-SCR-129-L1.2/0.6	Cold Plane Existing Pavement And Repave With Hma (type A).	4/21/2010			OGRADY PAVING INC	228,262.50		\$50,000.00	8.7%	
05-0S1704	5/3/2010	05-SLO-1-0.0/10.0	Overlay Existing Roadway With Micro-surfacing.	4/13/2010			VALLEY SLURRY SEAL COMPANY	1,038,599.50	TITAN DVBE	100,408.00	DV	7
05-0S1904	5/10/2010	05-SLO-46-50.8-52.8	Place Micro-surfacing Seal Coat On Existing Pavement	4/20/2010			VALLEY SLURRY SEAL COMPANY	391,303.35	TITAN DVBE	\$100,408.00	9.7%	
05-0S2104	5/10/2010	05-SB-1-R23.3/M29.9	Place Microsurfacing Seal Coat On Existing Roadway	4/13/2010	X		VALLEY SLURRY SEAL COMPANY	1,372,797.90	ENVIRONMENTAL	69,000.00	AS F	7
05-0S2204	5/5/2010	05-SB-154-23.4/32.2	Place Hma (open Graded) Overlay On Existing Pavement.	4/6/2010	X		GRANITE CONSTRUCTION COMPANY	1,498,182.00	DRAGON MATERIAL A C DIKE CO K R C SAFETY CO. INC.	383,625.00 9,120.00 2,850.00	H F C F NA	2 2 5
05-0S6104	5/25/2010	05-SB-101-12.7/21.0	Place Hot Mix Asphalt (bonded Wearing Course - Gap Graded).	4/27/2010	X		GEORGE REED INC	5,648,892.00	TRANSTEC CONSULTING A C DIKE CO K R C SAFETY CO. INC. SUPER SEAL & STRIPE. INC	450.00 2,800.00 21,824.00 257,298.50	C F C F NA C F	7 2 5 5
										\$395,595.00	DBE: 3% 26.4%	
											DBE: 3% 5.0%	
												\$282,372.50


CALTRANS
Major and Minor A
Construction Contracts

DISTRICT 05
AWARD TRACKER by District **MAY 2010**

Contract Number	Award Date	Dist/Co/Rte/PM	Description of Work	Bid Open Date	Fed Aid	Bond	Contractor	Awarded Amt \$	Subcont DBE/DVBE Goal	Subcont DBE/DVBE Cert	Subcontract Amt (\$ Cert)	Ethnic Group	Const Type
-----------------	------------	----------------	---------------------	---------------	---------	------	------------	----------------	-----------------------	-----------------------	---------------------------	--------------	------------

Average DBE	3.7%	12.1%
Average DVBE	0.0%	5.2%
\$10,753,278.25		

Total for District 05 11 \$907,168.50



DISTRICT 06
AWARD TRACKER by District MAY 2010

Contract Number	Award Date	Dist/Co/Rte/PM	Description of Work	Bid Open Date	Fed Aid	Bond	Contractor	Awarded Amt \$	Subcont Goal	Subcont DBE/DV/BE Cert	Subcontract Amt (\$ Cert)	Ethnic Group	Const Type
06-0A4904	5/24/2010	06-Fre-41-R30.7/R31.7	Highway Planting And Irrigation With Paving At Extended Gore Areas	4/27/2010	X		ELITE LANDSCAPING INC	611,138.06	K R C SAFETY CO. INC. CAMROCK CO. INC		29,360.00 1,200.00	NA B	5 7
									DBE: 5%	5.0%	\$30,560.00		
06-0H7404	5/4/2010	06-Kin-198-R19.0/T21.7	Construct Concrete Median Barrier And Overlay Median With Hma.	4/14/2010	X		BUSH ENGINEERING INC	1,526,607.00	DRAGON MATERIAL		83,837.00	H	F 4
									DBE: 5%	5.5%	\$83,837.00		
06-0K9904	5/13/2010	06-Fre-168-16.6/L29.6	Reine Culverts	4/20/2010			INSITUFORM TECHNOLOGIES INC	447,432.00	MURPHY AND CO		42,075.00	DV	5
										9.4%	\$42,075.00		
06-0L1304	5/24/2010	06-Mad/Fre-233,269-2.4/3.8, 8.6/9.2	Slurry Seal And Digtouts	4/21/2010			GRANITE CONSTRUCTION COMPANY	359,305.00	ROBERT PENNY TITAN DVBE		630.00 5,230.00	DV DV	7 5
										1.6%	\$5,860.00		
06-0L1404	5/13/2010	06-Ker-155-R26.5/52.9	Place Modified Binder Seal Coat On Existing Pavement.	4/14/2010			NORTHWEST PAVING	1,070,455.00	ROBERT PENNY WELLS SWEEPING CALIFORNIA HOT SEAL INC		2,080.00 22,480.00 32,928.00	DV DV DV	7 7 2
										5.4%	\$57,488.00		
06-0L1504	5/25/2010	06-Ker-33,58-63.0/68.8,15.4/21.7	Place Rubberized Hot Mix Asphalt On Existing Pavement.	4/28/2010			W JAXON BAKER INC	1,598,318.00	DEPENDABLE PETROLEUM ROBERT PENNY		348,726.00 630.00	DV DV	7 7
										21.9%	\$349,356.00		

CONTRACTS

Major and Minor Construction Contracts

**DISTRICT 06
AWARD TRACKER by District - MAY 2010**

Contract Number	Award Date	Dist/Co/Rte/PM	Description of Work	Bid Open Date	Fed Aid	Bond	Contractor	Awarded Amt \$	Subcont Goal	DBE/DVBE Cert	Subcontract Amt (\$ Cert)	Ethnic Group	Const Type	
06-011704	5/19/2010	06-Fre-33-53.0/57.4	Resurface Roadway With Rubberized Hot Mix Asphalt (gap graded).	4/23/2010			W JAXON BAKER INC	609,977.00		DEPENDABLE PETROLFLUM	150,696.00	DV	7	
06-353414	5/19/2010	06-Ker-46-0.0/11.8	Widen Highway With Hot Mix Asphalt On Aggregate Base	4/14/2010	X		GRANITE CONSTRUCTION COMPANY	22,153,604.00		K R C SAFETY CO INC AUSTIN ENTERPRISES DRAGON MATERIAL	34,086.80 13,361.00 949,429.00	NA H H	5 5 7	
										DBE: 4%	4.5%			
										Average DBE	4.7%	5.0%		
										Average DVBE	0.0%	12.6%		
Total for District 06											\$28,376,836.06	15		\$1,716,748.80

UTR 135
 Major and Minor A
 Construction Contracts

DISTRICT 07
AWARD TRACKER by District MAY 2010

Contract Number	Award Date	Dist/Co/Rte/PM	Description of Work	Bid Open Date	Fed Aid	Bond	Contractor	Awarded Amt \$	Subcont DBE/DV BF Goal	Subcont DBE/DV BF Cert	Subcontract Amt (\$ Cert)	Ethnic Group	Const Type
07-121914	5/6/2010	07-LA-5170-58.0/63.4, R32.3/R33.1	Construct Hov Lanes, Connectors And Replace Slabs	2/18/2010	X	X	FLATIRON WEST INC	109,299,288.70			591,400.00 2,443,177.00 3,389,611.40 31,900.00 33,449.50 662,613.00 579,747.83 410,912.70 200,000.00	B B H AP C C C C H B	F F F F F F F F F F
07-272604	5/13/2010	07-Ven-101-R33.2/R34.7	Clear And Line Culverts.	4/22/2010			PIPENOLOGY INC	373,630.00		DBE: 6%	\$8,342,811.43		
07-3Y1404	5/13/2010	07-LA-14-R54.6/R60.7	Treat Bridge With Methacrylate. Replace Joint Seal & Repair Spall.	4/22/2010			ODONNELL CONSTRUCTION INC	763,457.98					
07-3Y6104	5/26/2010	07-LA-210-R25.5/R51.9	Clean And Treat Bridge Deck And Repair Joint Seals.	4/29/2010			PETERSON-CHASE GENERAL ENGINEERING CONSTRUCTION	503,164.30	G & C EQUIPMENT	21.5%	108,143.00	DV	7
07-3Y6404	5/5/2010	07-LA-405-0/9.6	Treat Bridge Deck With Methacrylate And Replace Joints.	4/15/2010			POWELL CONSTRUCTORS INC	755,336.00	RAP DISTRIBUTORS		37,916.00	DV	7
07-3Y7704	5/10/2010	07-LA-605-R0.0/R4.3	Profile Grind Existing Concrete Pavement.	4/8/2010	X		PENHALL COMPANY	696,487.50	K R C SAFETY CO. INC.	5.0%	\$37,916.00	NA	5
									DBE: 6%	7.0%	\$48,882.00		

CONTRACTS

Major and Minor A
Construction Contracts


DISTRICT 07
AWARD TRACKER by District MAY 2010

Contract Number	Award Date	Dist/Co/Rte/PM	Description of Work	Bid Open Date	Fed Aid	Bond	Contractor	Awarded Amt \$	Subcont DBE/DVBE Goal	Subcont DBE/DVBE Cert	Subcontract Amt. (\$ Cert)	Ethnic Group	Const Type
07-4Y3804	5/28/2010	07-LA-60-01	Replace Overhead Sign Structure.	4/29/2010			POWELL CONSTRUCTORS INC	235,023.00	VE-150URCT-INC		83,495.10	DV	7
07-4Y3904	5/17/2010	07-Ven-101-12.5	Replace Overhead Sign Structure.	4/23/2010			TRAFFIC DEVELOPMENT SERVICES INC	173,306.00		35.5%	\$83,495.10		
<p>Average DBE 6.0% 6.0% 7.3%</p> <p>Average DVBE 0.0% 0.0% 10.3%</p>													
Total for District 07										13	\$8,621,247.53		

CHITRINS
Major and Minor A
Construction Contracts

DISTRICT 08
AWARD TRACKER by District MAY 2010

Contract Number	Award Date	Dist/Co/Rte/PM	Description of Work	Bid Open Date	Fed Aid	Bond	Contractor	Awarded Amt \$	Subcont DBE/DVBE Goal	Subcont DBE/DVBE Cert	Subcontract Amt (\$ Cert)	Ethnic Group	Const Type
08-019204	5/19/2010	08-SBd-15-16-1	Bridge Deck To Be Overlaid	4/15/2010			VICTORY ENGINEERS INC	243,243.00		GLOBAL ENVIRONMENTAL BLUE EAGLE SAM'S EQUIPMENT &	5,765.00 758.00 7,558.00	DV DV DV	7 6 2
08-0K8504	5/13/2010	08-SBd-215 -12.8/13.9, 16.4/17.1	Install Metal Beam Guard Railing (steel Post)	4/22/2010	X		D C HUBBS CONSTRUCTION	328,184.00		TRANSTEC CONSULTING A C DIKE CO	2,080.00 22,115.00	C C	F F
08-0M1404	5/25/2010	08-Riv-60-R4-0.R4.9	Remove Cms Sign Structure And Install Cms Sign Structure With Myp.	4/29/2010			TRAFFIC DEVELOPMENT SERVICES INC	134,011.00		DBE: 7%	\$24,195.00		
08-0M3204	5/3/2010	08-Riv-215-R20.8	Repair Girder Damages And Spot Paint.	4/15/2010			ADAMS & SMITH INC	238,928.00		DBE: 7%	\$24,195.00		
08-0M5604	5/24/2010	08-SBd-5708	Replace Pavement	4/23/2010			DREAMBUILDER	317,061.00		DBE: 7%	\$24,195.00		
08-0M9904	5/24/2010	08-SBd-95-9.7.33.6	Replace Asphalt Concrete Surfacing And Scrub Seal Coat	4/23/2010			INTERMOUNTAIN SLURRY SEAL INC	1,501,945.00		DBE: 7%	\$64,368.00	DV	7
08-0N2704	5/26/2010	08-Riv-74-0-0/R92.0	Slurry Seal Pavement	4/23/2010			VALLEY SLURRY SEAL COMPANY	1,627,357.40		DBE: 7%	\$64,368.00	DV	7
Average DBE											7.0%		
Average DVBE											0.0%		
Total for District 08											6		\$102,644.00



DISTRICT 09
AWARD TRACKER by District MAY 2010

Contract Number	Award Date	Dist/Co/Rte/PM	Description of Work	Bid Open Date	Fed Aid	Bond	Contractor	Awarded Amt \$	Subcont DBE/DYBE Goal	Cert	Subcontract Amt (\$ Cert)	Ethnic Group	Const Type	
09-338404	5/6/2010	09-Iny-190-68.9	Shoulder Widening For Brake Check Area.	1/27/2010			GRANITE CONSTRUCTION COMPANY	164,776.00						
09-343004	5/20/2010	09-Mno-6-R17.5/26.5	Place Modified Binder Chip Seal.	4/28/2010			INTERNATIONAL SURFACING SYSTEMS	850,405.00	ROBERT PENNY TITAN DVBE		630.00 42,250.00	DV DV	7 5	
09-347004	5/18/2010	09-SBd-127-10.5/27.5	Place Modified Binder Chip Seal.	4/21/2010			GRAHAM CONTRACTORS INC	940,741.00	SAM'S EQUIPMENT &	5.0%	\$42,880.00	DV	2	
09-347104	5/24/2010	09-Mno 395-106.3/120.4	Place Modified Binder Chip Seal On Existing Pavement.	4/23/2010			WEST COAST PAVING AND CHIP SEALING	859,006.00	ROBERT PENNY	5.4%	\$50,583.75	DV	7	
Average DBE														
Average DYBE														
Total for District 09											\$2,814,928.00	4	\$94,093.75	

C U T R I N S

Major and Minor A
Construction Contracts

DISTRICT 10
AWARD TRACKER by District MAY 2010

Contract Number	Award Date	Dist/Co/Rte/PM	Description of Work	Bid Open Date	Fed Aid	Bond	Contractor	Awarded Amt \$	Subcont DBE/DVBE Goal	Cert	Subcontract Amt (\$ Cert)	Ethnic Group	Const Type
10-0N3704	5/24/2010	10-Geo-108-31.2	Repair And Replace Bridge Rail	4/14/2010			COAST CONSTRUCTION INC	388,141.00	SAMIS EQUIPMENT &		25,100.00	DV	7
10-0S3604	5/18/2010	10-Mer,Mpa-99,140-12,0/21,0,22,0/R37.3	Replace Pavement Markers.	4/23/2010			CENTRAL STRIPING SERVICE INC	90,624.00	GLOBAL ENVIRONMENTAL	6.5%	\$25,100.00	DV	7
10-0S4804	5/4/2010	10-SJ-33-0.0/5.0	Repair Failed Areas And Resurface Road With Rubberized Hma.	4/14/2010			TOM MAYO CONSTRUCTION INC	787,494.00	TITAN DVBE APCO	4.7%	\$4,265.15	DV	5
10-0S5104	5/28/2010	10-Mer-140-11,5/24.0	Resurface Road With Rubberized Hma (gap Graded).	4/28/2010	X		TEICHERT CONSTRUCTION	1,711,948.00	A C DIKE CO DRAGON MATERIAL ALBERT-O-LIFE, INC	2.8%	\$21,745.00	C F	2
10-0S5304	5/27/2010	10-Mer-152-11,5/16.1	Cold Plane Ac Pavement And Apply Rubberized Hma (gap Graded).	5/4/2010			TOM MAYO CONSTRUCTION INC	810,095.00	APCO ROBERT PENNY TITAN DVBE DVBE TRUCKING	DBE: 7% DVBE: 5%	2,975.00 1,450.00 17,720.00 19,000.00	DV DV DV DV	7 7 7 4
10-0TR304	5/24/2010	10-SJ-99-16,9/21.8,29,5/35.6	Treat Bridge Decks And Replace Joint Seals.	4/27/2010			DEBRUIN CONSTRUCTION INC	309,079.45		5.1%	\$41,145.00		
10-0TR704	5/20/2010	10-SJ- 99,132-18.6,5.8	Replace Bearing Pads And Repair Abutment Wall.	4/28/2010			VICTORY ENGINEERS INC	163,445.00	GLOBAL ENVIRONMENTAL SAMS EQUIPMENT	5.0%	2,955.00 5,250.00	DV DV	7 7
											\$8,205.00		

C U T R I V S

Major and Minor A
Construction Contracts

**DISTRICT 10
AWARD TRACKER by District MAY 2010**

Contract Number	Award Date	Dist/Co/Rte/PM	Description of Work	Bid Open Date	Fed Aid	Bond	Contractor	Awarded Amt \$	Subcont DBE/DVBE Goal	Cert	Subcontract Amt (\$ Cert)	Ethnic Group	Const Type
10-0T9604	5/13/2010	10-SJ-4-0-0-4-4	Repair Failed Areas And Resurface Road With Rubberized Hma.	4/13/2010	X		M B SERVICES	774,170.00	SCHOTKA CONSTRUCTION ADANTA, INC DILLARD ENVIRONMENTAL		1,900.00 1,500.00 51,400.00	C NA C	F F F
									DBE: 7%	7.1%	\$54,800.00		
10-0T9704	5/26/2010	10-Ama-88-5/14.3, 0/0/2/0	Repair Failed Areas And Resurface Road With Rubberized Hma.	4/23/2010			GEORGE REED INC	1,581,849.30	TITAN DVBE WELLS SWEEPING JOHN W HERTZIG		35,300.00 9,500.00 34,500.00	DV DV DV	7 7 4
10-0T9804	5/17/2010	10-Tuo-49-0-0/R6.4	Resurface Road With Rubberized Hma (gap Graded).	4/23/2010			GEORGE REED INC	557,095.00			\$79,300.00		
10-0T9904	5/25/2010	10-SJ-5-25-4/30.0	Replace Pec Slabs	4/28/2010			ANOZIRA INCORPORATED	685,620.00	SANTORO		\$36,000.00	DV	4
											\$36,000.00		
10-0U0104	5/12/2010	10-Mer,Sta-99 -12.6/17.6, R34.5/R37.3, R0.0/R4.5	Replace Pec Slabs.	4/21/2010			ANOZIRA INCORPORATED	732,177.00	SANTORO		36,900.00	DV	4
10-0U0204	5/20/2010	10-SJ-120-9-4/16.7	Apply Pme Chip Seal.	4/23/2010			WINDSOR FUEL CO	420,986.00	CAL-VET SERVICES, INC.		\$36,900.00		5
											\$5,000.00		
10-0U0304	5/27/2010	10-Mer-165 -30.0/36.7	Repair Failed Areas And Resurface Road With Rubberized Hma.	5/5/2010	X		GEORGE REED INC	1,093,453.00	A C DIKE CO BLACK DIAMOND ASPHALT.		8,320.00 69,255.00	C B	F F
									DBE: 7%	7.1%	\$77,575.00		

CALTRANS

Major and Minor A
Construction Contracts

DISTRICT 10
AWARD TRACKER by District - MAY 2010

Contract Number	Award Date	Dist/Co/Rte/PM	Description of Work	Bid Open Date	Fed Aid	Bond	Contractor	Awarded Amt \$	Subcont DBE/DYBE Goal	Cert	Subcontract Amt (\$ Cert)	Ethnic Group	Const Type
10-379304	5.5.2010	10-Cal-12-3-0-9-9	Asphalt Concrete Overlay.	4.14.2010	X		TEICHERI CONSTRUCTION	4,020,528.00	FCG		1,400.00	C	F 7
									K R C SAFETY CO INC		11,000.00	NA	F 7
									SID CONSTRUCTION INC		5,500.00	C	F 5
									BLACK DIAMOND ASPHALT		229,198.50	B	F 7

DBE: 4% 6.1%

Average DBE 6.3%

11.2%

Average DYBE 0.5%

3.7%

\$14,126,704.75

28

Total for District 10

\$1,056,369.25

C U T R I N S

Major and Minor A
Construction Contracts

DISTRICT 11
AWARD TRACKER by District MAY 2010

Contract Number	Award Date	Disc/Co/Rte/PMI	Description of Work	Bid Open Date	Fed Aid	Bond	Contractor	Awarded Amt \$	Subcont DBE/DVBE Goal	Cert	Subcontract Amt (\$ Cert)	Ethnic Group	Const Type
11-261514	5/26/2010	11-4mp-8-R31.3	Install Sewage Treatment System.	4/29/2010			UNITED ENGINEERING AND CONSTRUCTION INC	961,427.00	GLOBAL ENVIRONMENTAL DRAVES PIPELINE		13,520.00 38,551.00	DV DV	7 7

5.4%

Average DBE

Average DVBE

\$961,427.00


0.0%

5.4%

2

Total for District 11

\$52,071.00



DISTRICT 12
AWARD TRACKER by District - MAY 2010

Contract Number	Award Date	Dist/Co/Rte/PM	Description of Work	Bid Open Date	Fed Aid	Bond	Contractor	Awarded Amt \$	Subcontract Amt (\$ Cert)	Ethnic Group	Const Type	
12-0F2504	5/17/2010	12-Ora-55-7079	Widen Roadway With Hma Pavement.	4/22/2010			BMC ENTERPRISES INC	1,395,937.80				
12-0I5704	5/20/2010	12-Ora-405-22.7	Ac Overlay (open Graded) On The Off Ramp	4/29/2010			AUTOBAHN CONSTRUCTION INC	88,888.88	5,395.00		7	
12-0K2704	5/26/2010	12-Ora-133-11.8/12.9	Overlay Hot Mix Asphalt Open Graded Friction Course & Traffic Stripe.	4/29/2010	X		BEADOR CONSTRUCTION COMPANY INC	338,300.00	\$5,395.00			
										DBBE: 5%	6.1%	
										TRAFFIC LOOPS	AP	F
										TRANSTEC CONSULTING	C	F
										K R C SAFETY CO. INC.	NA	6
										C.P.R. TRUCKING. INC.	H	F
12-0K3504	5/4/2010	12-Ora-55-R4.6/17.0	Treat Bridge Decks With Methacrylate And Repair Joint Seals.	4/8/2010			PETERSON-CHASE GENERAL ENGINEERING CONSTRUCTION	210,881.96	72,312.60		7	
										DBBE: 6%	6.1%	
										G & C EQUIPMENT	DV	
12-0K3604	5/5/2010	12-Ora-91-Var	Treat Deck With Methacrylate And Repair Joint Seals.	4/15/2010			BLANCO CONSTRUCTION	165,040.28	3,350.00		7	
										34.3%		
										ROBERT PENNY	DV	
12-0K4504	5/17/2010	12-Ora-5-31.4/42.5	Remove And Replace Pavement Delineation.	4/15/2010			STERND AHL ENTERPRISES INC	574,509.00	43,758.70		7	
										2.0%		
										JAMES DAVID LAWRENCE	DV	
										ROBERT PENNY	DV	
										7.7%		
										Average DBBE	6.0%	6.1%
										Average DVBE	1.0%	10.0%
										\$2,773,557.92	9	

Total for District 12

\$145,974.30

CURTAINS

Major and Minor A
Construction Contracts

DISTRICT 12
AWARD TRACKER by District MAY 2010

Contract Number	Award Date	Dist/Co/Rte/PM	Description of Work	Bid Open Date	Fed Aid	Bond	Contractor	Awarded Amt \$	Subcont DBE/DYBE Goal	Subcont DBE/DYBE Cert	Subcontract Amt (\$ Cert)	Ethnic Group	Const Type
-----------------	------------	----------------	---------------------	---------------	---------	------	------------	----------------	-----------------------	-----------------------	---------------------------	--------------	------------

Average DBE 5.7%
Average DYBE 0.4%

11.7%
7.8%

\$220,981,512.99 166 \$15,512,513.61

Total for State

AVERAGE DAYS TO AWARD
(PER MONTH AND FISCAL YEAR)

May 2010

	No. Contracts		No. Contracts		No. Contracts		No. Contracts	
	<u>2002/03</u>	<u>Awarded</u>	<u>2003/04</u>	<u>Awarded</u>	<u>2004/05</u>	<u>Awarded</u>	<u>2005/06</u>	<u>Awarded</u>
July	31.35	23	22.40	20	15.21	19	27.62	21
August	33.56	34	27.10	21	20.29	28	24.44	36
September	25.62	29	21.48	27	37.41	34	20.80	40
October	24.21	42	31.18	22	13.96	23	24.24	58
November	25.80	35	23.45	20	23.67	15	27.34	58
December	22.25	53	29.14	22	24.05	19	24.57	37
January	36.77	22	31.86	14	21.00	13	44.26	27
February	29.61	31	34.50	12	18.93	27	33.10	51
March	32.42	19	24.74	38	17.14	28	48.59	44
April	20.95	20	18.16	67	21.35	69	14.92	52
May	15.77	81	18.28	76	16.23	77	14.34	89
June	<u>26.02</u>	<u>94</u>	<u>26.31</u>	<u>94</u>	<u>15.94</u>	<u>67</u>	<u>16.54</u>	<u>82</u>
FY Average	27.03	483	25.72	433	20.43	419	26.73	595

	No. Contracts		No. Contracts		No. Contracts		No. Contracts	
	<u>2006/07</u>	<u>Awarded</u>	<u>2007/08</u>	<u>Awarded</u>	<u>2008/09</u>	<u>Awarded</u>	<u>2009/10</u>	<u>Awarded</u>
July	14.70	23	14.32	25	13.86	21	24.59	46
August	14.51	51	20.74	53	15.79	33	20.24	34
September	13.75	69	17.04	50	18.02	45	21.17	23
October	15.63	43	11.17	30	19.97	34	24.10	30
November	17.00	43	18.25	32	14.74	23	24.59	27
December	12.18	39	16.44	39	16.29	42	29.79	28
January	12.69	29	18.57	30	19.40	30	28.19	32
February	29.09	35	14.41	41	18.56	63	28.05	40
March	16.93	40	13.85	54	17.71	69	22.85	61
April	14.92	68	16.78	107	22.84	82	29.17	77
May	12.21	97	16.75	134	17.15	82	27.76	94
June	<u>18.25</u>	<u>91</u>	<u>19.48</u>	<u>80</u>	<u>21.30</u>	<u>113</u>	_____	_____
FY Average	15.99	628	16.48	675	17.97	637	25.50	492