

## CHAPTER 2J. SPECIFIC SERVICE SIGNS

### Section 2J.01 Eligibility

#### Standard:

<sup>01</sup> **Specific Service signs shall be defined as guide signs that provide road users with business identification and directional information for services ~~and for eligible attractions~~. Eligible service categories shall be limited to gas, food, lodging, camping, ~~attractions~~, and 24-hour pharmacies.**

#### Support:

<sup>01a</sup> California Streets and Highways Code, Division 1, Chapter 1, Article 3, Section 101.7 and California Code of Regulations, Title 21, Division 2, Chapter 19, Sections 2100 through 2120, do not include the "attractions" category.

#### ~~Guidance:~~

#### Standard:

<sup>02</sup> **The use of Specific Service signs ~~should~~ shall be limited to areas primarily rural in character or to areas where adequate sign spacing can be maintained. Refer California Streets and Highways Code, Division 1, Chapter 1, Article 3, Section 101.7.**

#### Option:

<sup>03</sup> ~~Where an engineering study determines a need, Specific Service signs may be used on any class of highways.~~

#### Support:

<sup>03a</sup> California Streets and Highways Code, Division 1, Chapter 1, Article 3, Section 101.7 includes the use of specific service signs for freeways only.

#### ~~Guidance:~~

#### Standard:

<sup>04</sup> **Specific Service signs ~~should~~ shall not be installed at an interchange where the road user cannot conveniently reenter the freeway or expressway and continue in the same direction of travel.**

#### Support:

<sup>04a</sup> Refer California Code of Regulations, Title 21, Division 2, Chapter 19, Section 2108(d).

#### Standard:

<sup>05</sup> **Eligible service facilities shall comply with laws concerning the provisions of public accommodations without regard to race, religion, color, age, sex, or national origin, and laws concerning the licensing and approval of service facilities.**

<sup>06</sup> ~~The attraction services shall include only facilities which have the primary purpose of providing amusement, historical, cultural, or leisure activities to the public.~~

<sup>07</sup> ~~Distances to eligible 24-hour pharmacies shall not exceed 3 miles in any direction of an interchange on the Federal aid system.~~

#### ~~Guidance:~~

<sup>08</sup> ~~Except as provided in Paragraph 9, distances to eligible services other than pharmacies should not exceed 3 miles in any direction.~~

#### Option:

<sup>09</sup> ~~If, within the 3-mile limit, facilities for the services being considered other than pharmacies are not available or choose not to participate in the program, the limit of eligibility may be extended in 3-mile increments until one or more facilities for the services being considered chooses to participate, or until 15 miles is reached, whichever comes first.~~

#### Guidance:

<sup>10</sup> *If State or local agencies elect to provide Specific Service signing, there should be a statewide policy for such signing and criteria for the availability of the various types of services. The criteria should consider the following:*

*A. To qualify for a GAS FUEL logo sign panel, a business should have:*

- 1. Vehicle services including gas and/or alternative fuels, oil, and water;*
- 2. Continuous operation at least 16 hours per day, 7 days per week for freeways and expressways, and continuous operation at least 12 hours per day, 7 days per week for conventional roads;*
- 3. Modern sanitary facilities and drinking water; and*

4. Public telephone.
- B. To qualify for a **FOOD** logo sign panel, a business should have:
  1. Licensing or approval, where required;
  2. Continuous operations to serve at least two meals per day, at least 6 days per week;
  3. Modern sanitary facilities; and
  4. Public telephone.
- C. To qualify for a **LODGING** logo sign panel, a business should have:
  1. Licensing or approval, where required;
  2. Adequate sleeping accommodations;
  3. Modern sanitary facilities; and
  4. Public telephone.
- D. To qualify for a **CAMPING** logo sign panel, a business should have:
  1. Licensing or approval, where required;
  2. Adequate parking accommodations; and
  3. Modern sanitary facilities and drinking water.
- ~~E. To qualify for an **ATTRACTION** logo sign panel, a facility should have:
  1. Regional significance, in compliance with the provisions of Paragraph 6; and
  2. Adequate parking accommodations.~~
- E. To qualify for an **Electric Vehicle Charging (EV CHARGING)** logo sign panel, a business should have:
  1. Availability to the public 16 hours a day.
  2. Location within 3 miles of a freeway interchange.

**Standard:**

~~11 If State or local agencies elect to provide Specific Service signing for pharmacies, both of the following criteria shall be met for a pharmacy to qualify for signing:~~

- ~~A. The pharmacy shall be continuously operated 24 hours per day, 7 days per week, and shall have a State licensed pharmacist present and on duty at all times; and~~
- ~~B. The pharmacy shall be located within 3 miles of an interchange on the Federal aid system.~~

Support:

<sup>12</sup> Section 2I.04 contains information regarding the Interstate Oasis program.

Support:

<sup>13</sup> Refer California Streets and Highways Code, Division 1, Chapter 1, Article 3, Section 101.7 and California Code of Regulations, Title 21, Division 2, Chapter 19, Sections 2100 through 2120 for detailed policies on specific service signs. See Section 1A.11 for information regarding these publications.

**Sign Eligibility Criteria**

**Standard:**

<sup>14</sup> A qualified specific service shall meet the following minimum criteria:

**1. Fuel**

**The business:**

- A. Shall be located not more than 1 mile from the interchange where the Logo Panel is to be displayed according to the State Measured Distance.
- B. Shall provide vehicle services, including but not limited to: fuel, oil, tire repair, battery, and radiator water.
- C. Shall provide public rest room facilities, each containing at least a sink, running water, and a flush toilet.
- D. Shall provide drinking water from a fountain or dispenser for public use.
- E. Shall provide a public telephone.
- F. Shall be open for business, with all of the above services and facilities available, and in a continuous operation, for at least 16 consecutive hours daily, seven (7) days a week, except that the qualified business shall not be considered to be in violation of this requirement when, as a result of a shortage of fuel, the facility is closed or when its hours of operation are reduced.
- G. Shall obtain and display any appropriate license or permit as may be required by law.
- H. A permittee may include the word "Diesel" or a Caltrans approved symbol for diesel, or the letters "LPG" for liquid propane fuel, or any other word or symbol that has been approved by Caltrans which represent a type of fuel on the Logo Panel as specifically provided in the permit.

**2. Food**

The business:

- A. Shall be located not more than 3 miles from the interchange where the Logo Panel is to be displayed according to the State Measured Distance.
- B. Shall accumulate at least seven (7) points from the following four (4) categories, but at least one point must be accumulated from Category 3:

Category 1. If the State Measured Distance is:

- a. 0 to 0.5 miles, inclusive assign 3 points
- b. 0.5 to 1.0 mile, inclusive assign 2 points
- c. Over 1.0 to 3.0 miles, inclusive assign 1 point

Category 2. If the number of traffic control devices consisting of traffic signals or stop signs between said gore and said nearest driveway is:

- a. 0-1 device assign 3 points
- b. 2-3 devices assign 2 points
- c. 4-5 devices assign 1 point
- d. More than 5 devices assign 0 points

Category 3.

a. If the number of indoor seats totals:

- (1) 50 or more seats assign 3 points
- (2) 30 seats to 49 seats assign 2 points
- (3) 15 seats to 29 seats assign 1 point
- (4) Less than 15 seats assign 0 points

Or

b. If the parking facilities for drive-in or drive-through service totals:

- (1) 20 or more spaces assign 3 points
- (2) 11 spaces to 19 spaces assign 2 points
- (3) 5 spaces to 10 spaces assign 1 point
- (4) Less than 5 spaces assign 0 points

Category 4. When the distance as measured from said gore of the interchange where the Logo Panel is to be displayed to the gore of the next exit served by a food establishment which business would qualify for signing is:

- a. Over 10 miles assign 3 points
- b. Over 3 to 10 miles, inclusive assign 2 points
- c. 1 to 3 miles, inclusive assign 1 point
- d. Less than 1 mile assign 0 points

- C. Shall be in compliance with respect to licensing, approval, and regulation by any state agency and/or any political subdivision of the state having or exercising jurisdiction over the business premises. Licenses and permits required and issued by the state or its political subdivisions shall be displayed on the premises.
- D. Shall provide a public telephone.
- E. Shall provide public rest room facilities, each containing at least a sink, running water, and a flush toilet.
- F. Shall be open for business, with all the above services and facilities available, and in continuous operation for at least 12 consecutive hours daily, beginning not later than 7 a.m., six (6) days a week, and serving breakfast, lunch, and dinner.

**3. Lodging**

The business:

- A. Shall be located not more than 3 miles from the interchange where the Logo Panel is to be displayed according to the State Measured Distance.
- B. Shall accumulate at least seven (7) points from the following four (4) categories:

Category 1. If the State Measured Distance is:

- a. 0 to 0.5 miles, inclusive assign 3 points
- b. Over 0.5 to 1.0 mile, inclusive assign 2 points
- c. Over 1.0 to 3.0 miles, inclusive assign 1 point

**Category 2. If the number of traffic control devices consisting of traffic signals or stop signs between said gore and said nearest driveway is:**

- a. 0-1 device assign 3 points
- b. 2-3 devices assign 2 points
- c. 4-5 devices assign 1 point
- d. More than 5 devices assign 0 points

**Category 3. If the number of lodging units, each with private bath facilities, is:**

- (1) 50 or more units assign 3 points
- (2) 30 units to 49 units assign 2 points
- (3) 15 units to 29 units assign 1 point
- (4) Less than 15 units assign 0 points

**Category 4. When the distance as measured from said gore of the interchange where the Logo Panel is to be displayed to the gore of the next exit served by a lodging establishment which would qualify for signing is:**

- a. Over 10 miles assign 3 points
- b. Over 3 to 10 miles, inclusive assign 2 points
- c. 1 to 3 miles, inclusive assign 1 point
- d. Less than 1 mile assign 0 points

- C. Shall be in compliance with respect to licensing, approval, and regulation by any state agency and/or any political subdivision of the state having or exercising jurisdiction over the business premises. Any licenses or permits, which are issued by the state or a local governmental body, shall be displayed on the premises.
- D. Shall provide at least one off-street passenger vehicle parking space for each lodging unit available for rent.
- E. Shall provide a public telephone.
- F. Shall be open for business, with all of the above services and facilities available, and in continuous operation 24 hours a day, seven (7) days a week.

#### **4. Camping**

The business:

- A. Shall be located not more than 10 miles from the interchange where the Logo Panel is to be displayed according to the State Measured Distance.
- B. Shall be in compliance with respect to licensing, approval, and regulation by any state agency and/or any political subdivision of the state having or exercising jurisdiction over the business premises or be operated by a governmental agency. Any license or permits, which are issued by the state or a local governmental body, shall be displayed on the premises.
- C. Must establish eligibility under at least one of the following three criteria:
  - 1. Shall have not less than 25 vehicular overnight camping units or spaces available for rent. Each unit or space must provide individual service and utility hook-ups suitable for travel trailers, campers, and other recreational vehicles. The facility shall be accessible to and capable of accommodating all types of recreational vehicles, travel trailers and campers.
  - 2. Shall have not less than 15 overnight camping units or spaces available, which will accommodate tents, and have at least one vehicle parking space for each unit or space available for rent. Shall have sanitary facilities, and drinking water for the units or spaces, but not necessarily at each individual campsite.
  - 3. Shall have not less than 30 overnight camping units or spaces available, consisting of a combination of the types specified in items A. and B. herein and above.
- D. Shall have an attendant on duty 24 hours a day to manage and maintain the facility while it is open for business.
- E. Shall be open for business and in continuous operation 24 hours a day, seven (7) days a week, except that seasonally the facility may be closed to the public for not more than 150 consecutive days, provided Caltrans has received proper notification together with a request to cover or remove all Logo Panels fastened to the Specific Service Signs.

#### **5. Electric Vehicle Charging**

The business:

- A. Shall be located not more than 3 miles from the interchange where the Logo Panel is to be displayed according to the State Measured Distance.

B. Shall be open for business, with the ability to provide Electric Vehicle Charging, for at least 16 consecutive hours daily, seven (7) days a week, except that the qualified business shall not be considered to be in violation of this requirement when, as a result of a shortage of electricity, the facility is closed or when its hours of operation are reduced.

C. A Logo permittee for Food, Fuel, Lodging or Camping may include the legend "EV CHARGING" which represent this service across the bottom of their permitted Logo sign panel, if they also offer EV CHARGING within 3 miles of a freeway interchange, and make this service available at least 16 hours daily, seven (7) days a week.

6. "Fuel", "Food", "Lodging", "Camping" and "Electric Vehicle Charging"

A Qualified Specific Service Business shall give written assurances of its conformity with all applicable laws concerning the provisions of public accommodations without regard to race, sex, religion, color, or national origin and shall not be in continuing breach of that assurance.

7. Equal Access

A. The order of priority for granting permits to "LODGING", "EV CHARGING" or "CAMPING" businesses for the installation of their Logo Panels on Specific Service (Mainline) Signs or Specific Service (Ramp) Signs, when applications are received from a greater number of Qualified Specific Service Businesses which meet the minimum eligibility criteria than there is space available on the Specific Service Sign, shall be determined based upon the State Measured Distance; with first priority going to the closest business, second priority to the next closest business, and so on until all available space on the Specific Service Sign has been allocated. The same order of priority shall apply when the maximum number of permits has been issued and a new application is received from a Qualified Specific Service Business located closer to the interchange than another qualified business, which is already signed.

B. The order of priority for granting permits to "FOOD" or "FUEL" businesses for the installation of their Logo Panels on Specific Service (Mainline) Signs or Specific Service (Ramp) Signs, when applications are received from a greater number of Qualified Specific Service Businesses which meet the eligibility criteria than there is space available on the Specific Service Sign, shall be based upon the highest point accumulation from the following two (2) categories:

Category 1. If the State Measured Distance is:

- a. 0 to 0.5 miles, inclusive assign 3 points
- b. Over 0.5 to 1.0 mile, inclusive assign 2 points
- c. Over 1.0 to 3.0 miles, inclusive assign 1 point

Category 2. If the business is open:

- a. 20-24 hours per day assign 3 points
- b. 16-20 hours per day assign 2 points
- c. 12-16 hours per day assign 1 point

<sup>15</sup> The same order of priority shall apply when the maximum number of permits has been issued and a new application is received from a Qualified Specific Service Business with a higher point accumulation than another qualified business, which is already signed.

Section 2J.02 Application

Standard:

<sup>01</sup> The number of Specific Service signs along an approach to an interchange or intersection, regardless of the number of service types displayed, shall be limited to a maximum of four. In the direction of traffic, successive Specific Service signs shall be for ~~24-hour pharmacy, attraction,~~ Electric Vehicle Charging camping, lodging, food, and gas fuel services, in that order.

<sup>02</sup> A Specific Service sign shall display the word message ~~GAS FUEL, FOOD, LODGING, CAMPING, ATTRACTION, or 24-HOUR PHARMACY,~~ or EV CHARGING, an appropriate directional legend such as the word message EXIT XX, NEXT RIGHT, SECOND RIGHT, or directional arrows, and the related logo sign panels.

<sup>03</sup> No more than ~~three~~ two types of services shall be represented on any sign or sign assembly. If ~~three~~ two types of services are displayed on one sign, then the logo sign panels shall be limited to ~~two~~ three for each service type (for a total of six logo sign panels). Refer California Code of Regulations, Title 21, Division 2, Chapter

**19, Section 2110(f).** If two types of services are displayed on one sign, then the logo sign panels shall be limited to either three for each service type (for a total of six logo sign panels) or four for one service type and two for the other service type (for a total of six logo sign panels). The legend and logo sign panels applicable to a service type shall be displayed such that the road user will not associate them with another service type on the same sign.

<sup>04</sup> No service type shall appear on more than two signs (see Paragraph 6).

<sup>05</sup> The signs shall have a blue background, a white border, and white legends of upper-case letters, numbers, and arrows.

Support:

<sup>05a</sup> California Streets and Highways Code, Division 1, Chapter 1, Article 3, Section 101.7 and California Code of Regulations, Title 21, Division 2, Chapter 19, Sections 2100 through 2120, do not include the "attractions", "24 hour pharmacy", or "electric vehicle charging" categories.

<sup>05b</sup> In California, the generic term FUEL is used for GAS.

Guidance:

<sup>06</sup> Where a service type is displayed on two signs, the signs for that service should follow one another in succession.

<sup>07</sup> The Specific Service signs should be located to take advantage of natural terrain, to have the least impact on the scenic environment, and to avoid visual conflict with other signs within the highway right-of-way.

Option:

<sup>08</sup> General Service signs (see Sections 2I.02 and 2I.03) may be used in conjunction with Specific Service signs for eligible types of services that are not represented by a Specific Service sign.

Support:

<sup>09</sup> Examples of Specific Service signs are shown in Figure 2J-1 and 2J-1(CA). Examples of sign locations are shown in Figure 2J-2.

### **Section 2J.03 Logos and Logo Sign Panels**

**Standard:**

<sup>01</sup> A logo shall be either an identification symbol/trademark or a word message. Each logo shall be placed on a separate logo sign panel that shall be attached to the Specific Service sign. Symbols or trademarks used alone for a logo shall be reproduced in the colors and general shape consistent with customary use, and any integral legend shall be in proportionate size. A logo that resembles an official traffic control device shall not be used.

Guidance:

<sup>02</sup> A word message logo, not using a symbol or trademark, should have a blue background with white legend and border.

Support:

<sup>03</sup> Section 2J.05 contains information regarding the minimum letter heights for logo sign panels.

Option:

<sup>04</sup> Where business identification symbols or trademarks are used alone for a logo, the border may be omitted from the logo sign panel.

<sup>05</sup> A portion of a logo sign panel may be used to display a supplemental message horizontally along the bottom of the logo sign panel, provided that the message displays essential motorist information (see Figure 2J-3 and Figure 2J-3(CA)).

**Standard:**

<sup>06</sup> All supplemental messages shall be displayed within the logo sign panel and shall have letters and numerals that comply with the minimum height requirements shown in Table 2J-1.

Guidance:

<sup>07</sup> A logo sign panel should not display more than one supplemental message.

<sup>08</sup> The supplemental message should be displayed in a color to contrast effectively with the background of the business sign or separated from the other legend or logo by a divider bar.

<sup>09</sup> State or local agencies that elect to allow supplemental messages on logo sign panels should develop a statewide policy for such messages.



**Support:**

<sup>10</sup> Typical supplemental messages might include DIESEL, 24 HOURS, CLOSED and the day of the week when the facility is closed, ALTERNATIVE FUELS (see Section 2I.03), **EV CHARGING** and RV ACCESS.

**Option:**

<sup>11</sup> The RV ACCESS supplemental message may be circular.

**Standard:**

<sup>12</sup> **If the RV ACCESS supplemental message is circular, it shall be the abbreviation RV in black letters inside a yellow circle with a black border and it shall be displayed within the logo sign panel near the lower right-hand corner (see Figure 2J-4).**

*Guidance:*

<sup>13</sup> *If the circular RV ACCESS supplemental message is used, the circle should have a diameter of 10 inches and the letters should have a height of 6 inches.*

<sup>14</sup> *If a State or local agency elects to display the designation of businesses as providing on-premise accommodations for recreational vehicles with the RV ACCESS supplemental message or the RV Access circular message, there should be a statewide policy for such designation and criteria for qualifying businesses. The criteria should include such site conditions as access between the public roadway and the site, on-premise geometry, and parking.*

**Option:**

<sup>15</sup> If a business designated as an Interstate Oasis (see Section 2I.04) has a business logo sign panel on the Food and/or Gas Specific Service signs, the word OASIS may be displayed on the bottom portion of the logo sign panel for that business.

**Standard:**

<sup>16</sup> **A logo sign panel shall not display the symbol/trademark or name of more than one business.**

## **Section 2J.04 Number and Size of Signs and Logo Sign Panels**

*Guidance:*

<sup>01</sup> *Sign sizes should be determined by the amount and height of legend and the number and size of logo sign panels attached to the sign. All logo sign panels on a sign should be the same size.*

**Standard:**

<sup>02</sup> **Each Specific Service sign or sign assembly shall be limited to no more than six logo sign panels. There shall be no more than three logo panels for one of the two service types on the same sign or sign assembly. Refer California Code of Regulations, Title 21, Division 2, Chapter 19, Section 2110(f).**

**Option:**

<sup>03</sup> ~~Where more than six businesses of a specific service type are eligible for logo sign panels at the same interchange, additional logo sign panels of that same specific service type may also be displayed in accordance with the provisions of Paragraph 4. The additional logo sign panels may be displayed either by placing more than one specific service type on the same sign (see Paragraph 3 of Section 2J.02) or by using a second Specific Service sign of that specific service type if the additional sign can be added without exceeding the limit of four Specific Service signs at an interchange or intersection approach (see Paragraph 6 of Section 2J.02).~~

**Standard:**

~~<sup>04</sup> Where logo sign panels for more than six businesses of a specific service type are displayed at the same interchange or intersection approach, the following provisions shall apply:~~

~~**A. No more than 12 logo sign panels of a specific service type shall be displayed on no more than two Specific Service signs or sign assemblies;**~~

~~**B. No more than six logo sign panels shall be displayed on a single Specific Service sign; and**~~

~~**C. No more than four Specific Service signs shall be displayed on the approach.**~~

**Support:**

<sup>05</sup> Section 2J.08 contains information regarding Specific Service signs for double-exit interchanges.

**Standard:**

<sup>06</sup> **Each logo sign panel attached to a Specific Service sign shall have a rectangular shape with a width longer than the height. A logo sign panel on signs for freeways and expressways shall not exceed 60 inches in width and 36 inches in height. A logo sign panel on signs for conventional roads and freeway and**

**expressway ramps shall not exceed 30 inches in width and 18 inches in height. California Streets and Highways Code, Division 1, Chapter 1, Article 3, Section 101.7 includes the use of specific service signs for freeways only. The vertical and horizontal spacing between logo sign panels shall not exceed 8 inches and 12 inches, respectively.**

**06a A logo panel on signs for the mainline shall be 48 inch in width and 36 inch in height.**

**06b A logo panel on signs for the ramps shall be 18 inch in width and 12 inch in height.**

Support:

07 Sections 2A.14, 2E.15, and 2E.16 contain information regarding borders, interline spacing, and edge spacing.

### **Section 2J.05 Size of Lettering**

**Standard:**

**01 All Specific Service signs and logo sign panels shall have letter and numeral sizes that comply with the minimum requirements of Table 2J-1.**

*Guidance:*

*02 Any legend on a symbol/trademark should be proportional to the size of the symbol/trademark.*

### **Section 2J.06 Signs at Interchanges**

**Standard:**

**01 The Specific Service signs shall be installed between the preceding interchange and at least 800 feet in advance of the Exit Direction sign at the interchange from which the services are available (see Figure 2J-2).**

*Guidance:*

*02 There should be at least an 800 foot spacing between the Specific Service signs, except for Specific Service ramp signs. However, excessive spacing is not desirable. Specific Service ramp signs should be spaced at least 100 feet from the Exit Gore sign, from each other, and from the ramp terminal.*

**Standard:**

**03 Specific Service signs shall be located between the previous interchange and sufficiently in advance of the approaching interchange so that the last sign is at least 0.25 miles in advance of the gore of the approaching interchange with at least 800 foot spacing between all Specific Service signs and between Specific Service signs and guide signs. Refer California Code of Regulations, Title 21, Division 2, Chapter 19, Section 2108(a).**

*Option:*

*04 At the discretion of Caltrans, the location of the Specific Service signs with respect to their distances from the gore may be increased to avoid conflict with existing guide signs.*

### **Section 2J.07 Single-Exit Interchanges**

**Standard:**

**01 At numbered single-exit interchanges, the name of the service type followed by the exit number shall be displayed on one line above the logo sign panels. At unnumbered interchanges, the directional legend NEXT RIGHT (LEFT) shall be used.**

**02 At single-exit interchanges, Specific Service ramp signs shall be installed along the ramp or at the ramp terminal for facilities that have logo sign panels displayed along the main roadway if the facilities are not readily visible from the ramp terminal. Directions to the service facilities shall be indicated by arrows on the ramp signs. Logo sign panels on Specific Service ramp signs shall be duplicates of those displayed on the Specific Service signs located in advance of the interchange, but shall be reduced in size (see Paragraph 6 of Section 2J.04).**

*Guidance:*

*03 Specific Service ramp signs should include distances to the service facilities.*

*Option:*

*04 An exit number plaque (see Section 2E.31) may be used instead of the exit number on the signs located in advance of an interchange.*



**Standard:**

**05 The Single-Exit Interchange (One Service) Mainline sign (SG42-1(CA)) shall be used for the Specific Service Signing Program (Logo Program) where there are at least four qualified facilities available with the possibility of more.**

**06 The Single-Exit Interchange (One Service) Mainline sign (SG42-2(CA)) shall be used for the Specific Service Signing Program (Logo Program) where there are one or two qualified facilities available and it is not likely that there will be more than three.**

**07 At numbered interchanges, the name of the service type followed by the appropriate exit number shall be displayed on one line above the logo panels for SG42-1(CA) and SG42-2(CA) signs.**

Option:

**08 At unnumbered interchanges, the directional legend NEXT RIGHT (LEFT), SECOND RIGHT (LEFT), NEXT EXIT, or SECOND EXIT may be used in place of the exit number for SG42-1(CA) and SG42-2(CA) signs.**

**Standard:**

**09 The Single-Exit Interchange (Two Services) Mainline sign (SG42-6(CA)) shall be used for the Specific Service Signing Program (Logo Program) where there are a limited number of services, three or four, in remote rural areas.**

**10 The Single-Exit Interchange (Two Services) Mainline sign (SG42-7(CA)) shall be used for the Specific Service Signing Program (Logo Program) where there are a limited number of services, one or two, in remote rural areas.**

**11 At numbered interchanges, the appropriate exit number shall be displayed on the first line and the name of each service type shall be displayed above the logo panels for SG42-6(CA) and SG42-7(CA) signs.**

Option:

**12 At unnumbered interchanges, the directional legend NEXT RIGHT (LEFT), SECOND RIGHT (LEFT), NEXT EXIT, or SECOND EXIT may be used in place of the exit number for SG42-6(CA) and SG42-7(CA) signs.**

**Standard:**

**13 The Single-Exit Interchange (One Service) Mainline sign (SG42-9(CA)) shall be used for the Specific Service Signing Program (Logo Program) where there is only one service, in remote rural areas.**

**14 At numbered interchanges, the name of the service type shall be displayed above the logo panel and the appropriate exit number shall be displayed above the service type.**

Option:

**15 At unnumbered interchanges, the directional legend NEXT RIGHT (LEFT), SECOND RIGHT (LEFT), NEXT EXIT, or SECOND EXIT may be used in place of the exit number for the SG42-9(CA) sign.**

**Standard:**

**16 The Single-Exit Interchange (One Service) Mainline sign (SG42-10(CA)) shall be used for the Specific Service Signing Program (Logo Program) where there are at least two qualified facilities and it is not likely that there will be more than four.**

**17 At numbered interchanges, the name of the service type followed by the appropriate exit number shall be displayed on one line above the logo panels for the SG42-10(CA) sign.**

Option:

**18 At unnumbered interchanges, the directional legend NEXT RIGHT (LEFT), SECOND RIGHT (LEFT), NEXT EXIT, or SECOND EXIT may be used in place of the exit number for the SG42-10(CA) sign.**

## **Section 2J.08 Double-Exit Interchanges**

*Guidance:*

*01 At double-exit interchanges, the Specific Service signs should consist of two sections, one for each exit (see Figure 2J-1).*

**Standard:**

**02 At a double-exit interchange, the top section shall display the logo sign panels for the first exit and the bottom section shall display the logo sign panels for the second exit. At numbered interchanges, the name of the service type and the exit number shall be displayed above the logo sign panels in each section. At unnumbered interchanges, the word message NEXT RIGHT (LEFT) and SECOND RIGHT (LEFT) shall be used in place of the exit number. The number of logo sign panels on the sign (total of both sections) or the sign assembly shall be limited to six.**

*Guidance:*

*03 At a double-exit interchange, where a service type is displayed on two Specific Service signs in accordance with the provisions of Section 2J.04, one of the signs should display the logo sign panels for that service type for the businesses that are accessible from one of the two exits and the other sign should display the logo sign panels for that service type for the businesses that are accessible from the other exit.*

**Option:**

*04 At a double-exit interchange where there are four logo sign panels to be displayed for one of the exits and one or two logo sign panels to be displayed for the other exit, the logo sign panels may be arranged in three rows with two logo sign panels per row.*

*05 At a double-exit interchange, where a service is to be signed for only one exit, one section of the Specific Service sign may be omitted, or a single exit interchange sign may be used. Signs on ramps and crossroads as described in Section 2J.07 may be used at a double-exit interchange.*

**Standard:**

**06 The Double-Exit Interchange Mainline sign (SG42-3(CA)) shall be used for the Specific Service Signing Program (Logo Program) where there are one or two qualified facilities available from each exit and it is not likely that there will be more than three from each exit.**

**07 At numbered interchanges, the name of the service type followed by the appropriate exit number shall be displayed on one line above the logo panels for the SG42-3(CA) sign.**

**Option:**

*08 At unnumbered interchanges, the directional legend NEXT RIGHT (LEFT), SECOND RIGHT (LEFT), NEXT EXIT, or SECOND EXIT may be used in place of the exit number for the SG42-3(CA) sign.*

**Standard:**

**09 The Double-Exit Interchange Mainline sign (SG42-11(CA)) shall be used for the Specific Service Signing Program (Logo Program) where there is at least one qualified facility available from each exit and it is not likely that there will be more than two from each exit.**

**10 At numbered interchanges, the name of the service type followed by the appropriate exit number shall be displayed on one line above the logo panels for the SG42-11(CA) sign.**

**Option:**

*11 At unnumbered interchanges, the directional legend NEXT RIGHT (LEFT), SECOND RIGHT (LEFT), NEXT EXIT, or SECOND EXIT may be used in place of the exit number for the SG42-11(CA) sign.*

## **Section 2J.09 Specific Service Trailblazer Signs**

**Support:**

*01 Specific Service trailblazer signs (see Figure 2J-5) are guide signs with one to four logo sign panels that display business identification and directional information for services and for eligible attractions. Specific Service trailblazer signs are installed along crossroads for facilities that have logo sign panels displayed along the main roadway and ramp, and that require additional vehicle maneuvers.*

**Standard:**

**02 Specific Service trailblazer signs shall be installed along crossroads where the route to the business requires a direction change, where it is questionable as to which roadway to follow, or where additional guidance is needed. Where it is not feasible or practical to install Specific Service trailblazer signs to such businesses, those businesses shall not be considered eligible for signing from the ramp and main roadway. A Specific Service trailblazer sign shall not be required at the point where the business is visible from the roadway and its access is readily apparent.**

**Guidance:**

*03 If used, a Specific Service trailblazer sign should be located a maximum of 500 feet in advance of any required turn.*

**Standard:**

**04 The location of other traffic control devices shall take precedence over the location of a Specific Service trailblazer sign.**

**05 When used, each Specific Service trailblazer sign or sign assembly shall be limited to no more than four logo sign panels. The logo sign panels on Specific Service trailblazer signs shall be duplicates of those displayed on the Specific Service ramp signs.**

**06 Appropriate legends, such as directional arrows or the word message NEXT RIGHT or SECOND RIGHT, shall be displayed with the logo sign panel to provide proper guidance. The directional legend and border shall be white and shall be displayed on a blue background.**

Option:

07 Specific Service trailblazer signs may contain various types of services on a single sign or on a sign assembly.

08 Specific Service trailblazer signs may be placed farther from the edge of the road than other traffic control signs.

## Section 2J.10 Signs at Intersections

**Standard:**

~~01 Where both tourist-oriented information (see Chapter 2K) and specific service information would be needed at the same intersection, the design of the tourist-oriented directional signs shall be used, and the needed specific service information shall be incorporated.~~

*Guidance:*

~~02 If Specific Service signs are used on conventional roads or at intersections on expressways, they should be installed between the previous interchange or intersection and at least 300 feet in advance of the intersection from which the services are available.~~

~~03 The spacing between signs should be determined on the basis of an engineering study.~~

~~04 Logo sign panels should not be displayed for a type of service for which a qualified facility is readily visible.~~

**Standard:**

~~05 If Specific Service signs are used on conventional roads or at intersections on expressways, the name of each type of service shall be displayed above its logo sign panel(s), together with an appropriate legend, such as NEXT RIGHT (LEFT) or a directional arrow, either displayed on the same line as the name of the type of service or displayed below the logo sign panel(s).~~

Option:

~~06 Signs similar to Specific Service ramp signs as described in Section 2J.07 may be provided on the crossroad.~~

**Standard:**

07 Per California Streets and Highways Code, Division 1, Chapter 1, Article 3, Section 101.7 includes the use of specific service signs for freeways only.

08 The tourist-oriented information and specific service information signs shall be separate installations. Refer California Streets and Highways Code, Division 1, Chapter 1.5, Article 3, Section 229.285.

## Section 2J.11 Signing Policy

*Guidance:*

01 Each highway agency that elects to use Specific Service signs should establish a signing policy that includes, as a minimum, the guidelines of Section 2J.01 and at least the following criteria:

A. Selection of eligible businesses;

B. Distances to eligible services;

C. The use of logo sign panels, legends, and signs conforming with this Manual and State design requirements;

D. Removal or covering of logo sign panels during off seasons for businesses that operate on a seasonal basis;

E. The circumstances, if any, under which Specific Service signs are permitted to be used in non-rural areas;  
and

F. Determination of the costs to businesses for initial permits, installations, annual maintenance, and removal of logo sign panels.

**Support:**

02 California Streets and Highways Code, Division 1, Chapter 1, Article 3, Section 101.7 provides for placement of Specific Service Signs (Logo Sign Program) on all rural freeways in California. The term "rural" for this purpose means any area outside of an "urban" area. An urban area is an area encompassing a population of 5,000 or more.

03 California Code of Regulations, Title 21, Division 2, Chapter 19, Sections 2100 through 2120 contain standards for the Specific Service Signs (Logo Sign Program).

**Standard:**

- 04 No new Specific Service (SG42 Series(CA)) signs shall be installed in a geographic area with a population over 5,000 as identified on maps prepared by Caltrans based on the most recent United States Bureau of Census data.**
- 05 When a geographic area exceeds a population of 5,000, Specific Service signs in that area, which were in place prior to the population increase, shall remain in place until the end of the sign's useful service life. ~~new census data shows population levels exceeding 10,000. The Specific Service signs shall then be removed.~~**

**Section 2J.101(CA) Signs at Ramps (SG42-4(CA), SG42-5(CA), SG42-8(CA) and SG42-12(CA))**

**Standard:**

- 01 Specific Service (Ramp) Signs shall be located on, opposite of, or at the terminus of an off-ramp, in the same direction of travel as the Specific Service (Mainline) Signs (See Section 2J.07 and 2J.08). As viewed in the direction of travel, the successive signs shall be those for "EV CHARGING," "CAMPING," "LODGING," "FOOD," and "FUEL" in that order.**
- 02 If either the business premises or an On-Site Sign of a Qualified Specific Service Business is not visible from any point on the off-ramp or from the terminus of the off-ramp, the Owner or Responsible Operator shall be required to make application to have a Logo Panel placed on a Specific Service (Ramp) Sign.**

**Option:**

- 03 If either the business premises or an on-site sign of a Qualified Specific Service Business is visible from any point on the off-ramp or from the terminus of the off-ramp, the Owner or Responsible Operator may apply for placement of a Logo Panel on the Specific Service (Ramp) Sign.**
- 04 Caltrans may require that a Logo panel be placed on a Specific Service (Ramp) Sign when either the business premises or an On-Site Sign is visible from the off-ramp or from the terminus of the off-ramp, if a sign is necessary to avoid misdirection of the motorist because of the complexity of the interchange.**
- 05 Appropriate trailblazers may be required by Caltrans along other public highways as necessary to adequately direct road users to the business referred to on any Logo Panel.**

**Standard:**

- 06 The Logo Panels fastened to a Specific Service (Ramp) Sign or a trailblazer sign shall be the same in shape, color, and message as those shown on the Specific Service (Mainline) Signs, but shall be of smaller size.**

**Support:**

- 07 The Specific Service Ramp sign (SG42-4(CA)) may be used for the Specific Service Signing Program (Logo Program) at an exit ramp where there are one or two qualified facilities available and it is not likely that there will be more than three in each direction.**
- 08 The Specific Service Ramp sign (SG42-5(CA)) may be used for the Specific Service Signing Program (Logo Program) at an exit ramp where there are only one or two qualified facilities in only one direction.**
- 09 The Specific Service Ramp sign (SG42-12(CA)) may be used for the Specific Service Signing Program (Logo Program) where there is only one qualified facility available and it is not likely that there will ever be more.**

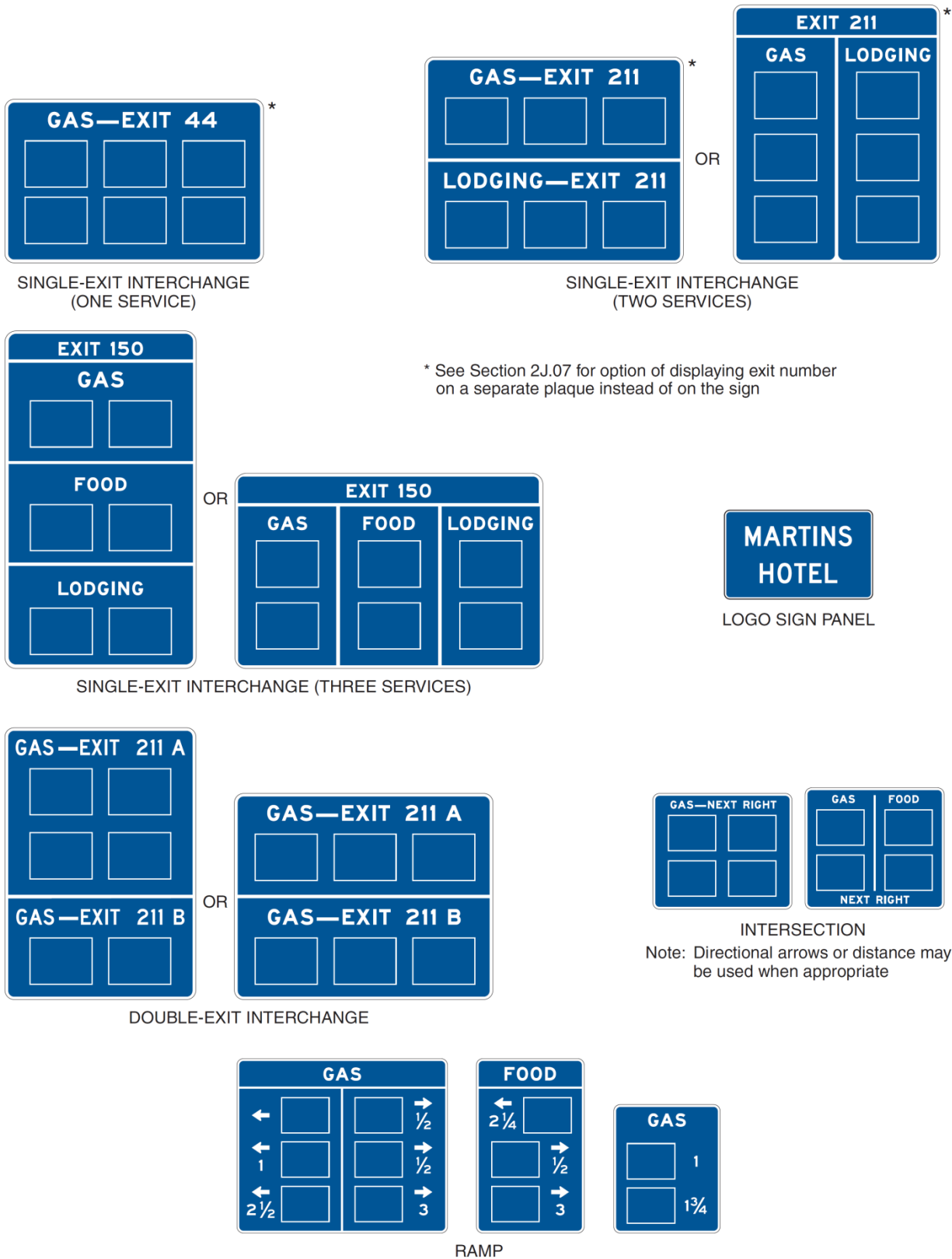
**Standard:**

- 10 Ramp signs shall be installed along the ramp or at the ramp terminal for facilities that have logo panels displayed along the main roadway if the facilities are not readily visible from the ramp terminal. Directions to the service facilities shall be indicated by arrows on the ramp signs. Logo panels on Specific Service ramp signs shall be duplicates of those displayed on the mainline signs located in advance of the interchange, but shall be reduced in size.**

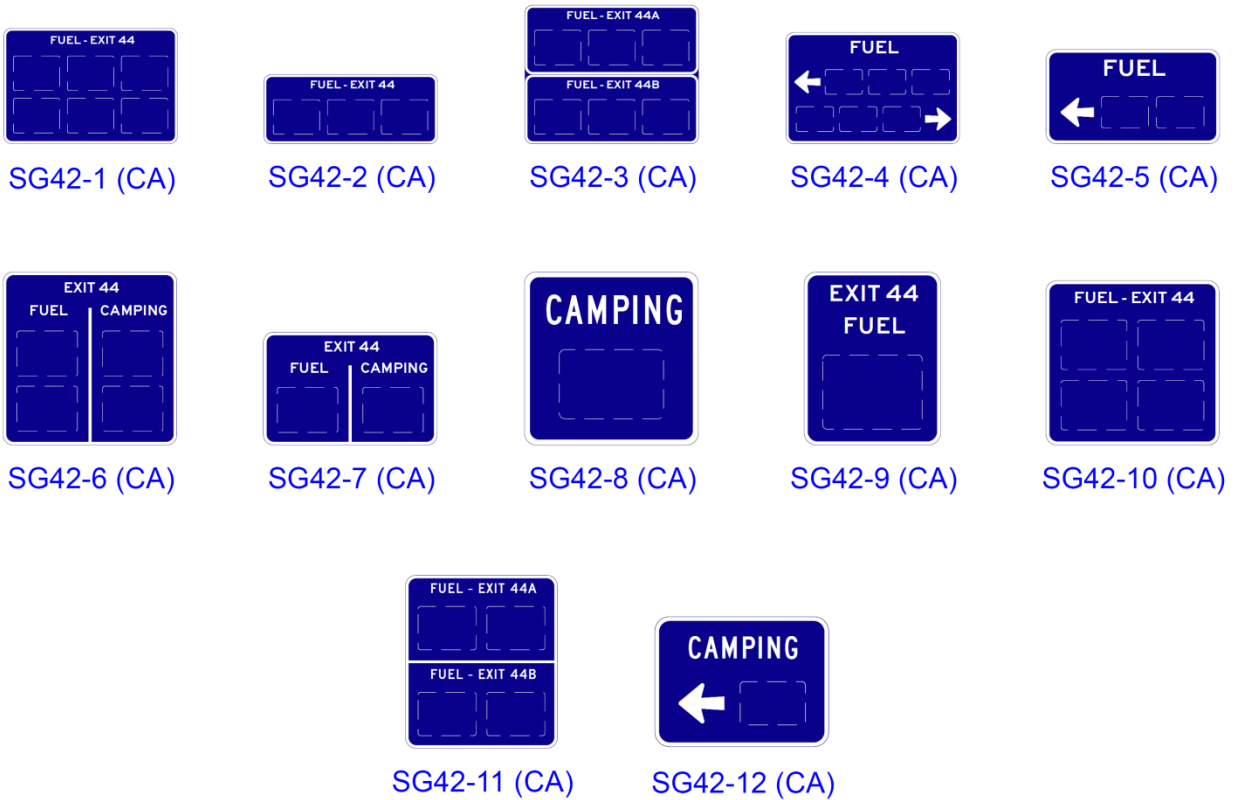
**Support:**

- 11 The Specific Service Ramp sign (SG42-8(CA)) may be used for the Specific Service Signing Program (Logo Program) in combination with a Directional Arrow Auxiliary (M6 Series) signs, at an exit ramp terminus, as a follow-up sign to freeway signs. A Mileage Plate may be applied to the sign panel, under the business logo where a business is not visible from the sign's location.**

**Figure 2J-1. Examples of Specific Service Signs**

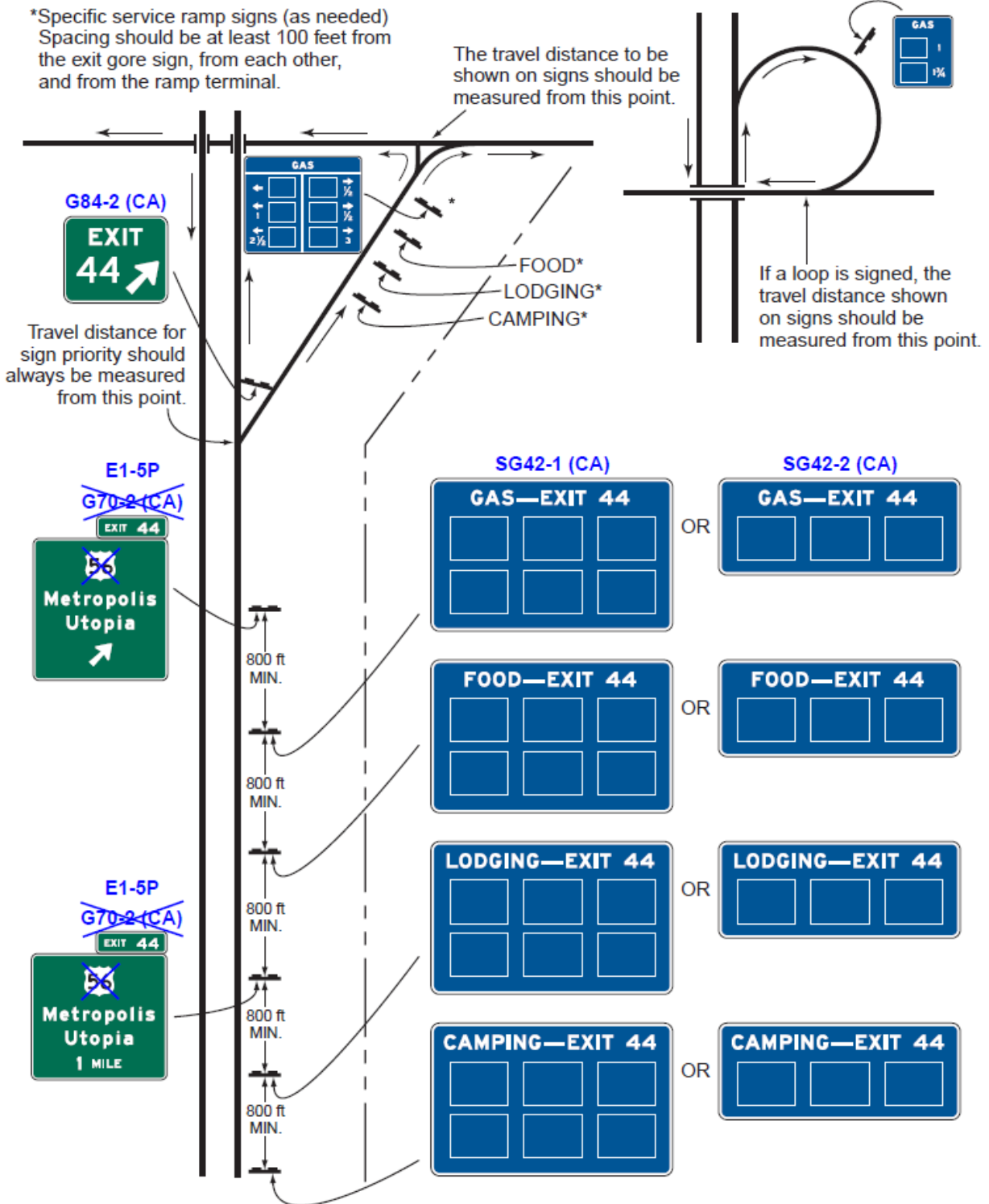


**Figure 2J-1 (CA). Examples of Specific Service Signs**






**Figure 2J-2. Examples of Specific Service Sign Locations**



Note: For Guide Sign Assemblies, use California State Route (G28-1(CA)) and US Route (G26-1(CA)) shields.



**Figure 2J-3. Example of Supplemental Messages on Logo Sign Panels**

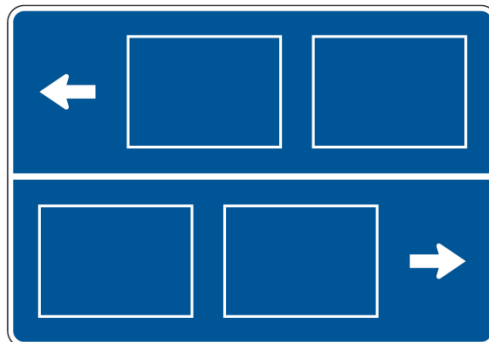
**Figure 2J-3 (CA). Example of Supplemental Messages on Logo Sign Panels**



**Figure 2J-4. Examples of RV Access Supplemental Messages on Logo Sign Panels**



**Figure 2J-5. Examples of Specific Service Trailblazer Signs**



**Table 2J-1. Minimum Letter and Numeral Sizes for Specific Service Signs According to Sign Type**

Type of Sign	Freeway or Expressway	Conventional Road or Ramp
<b>A. Specific Service Signs</b>		
Service Categories	10	6
Exit Number Words	10	—
Exit Number Numerals and Letters	10	—
Action Message Words	10	6
Distance Numerals	—	6
Distance Fraction Numerals	—	4
<b>B. Logo Sign Panels</b>		
Logo Sign Panels	60 x 36	30 x 18
Words and Numerals (Non-Trademark/Graphic Logo)	8	4
Trademark/Graphic Logo	Proportional	Proportional
Supplemental Message Words and Numerals	5	2.5

Note: Sizes are shown in inches and where applicable are shown as width x height

**Table 2J-101(CA). California Specific Service Sign and Plaque Sizes**

Sign or Plaque	Sign Designation	Section	Conventional Road	Freeway or Expressway
Single-Exit Interchange (One Service) Mainline	SG42-1(CA)	2J.07	180 x 120	180 x 120
Single-Exit Interchange (One Service) Mainline	SG42-2(CA)	2J.07	180 x 72	180 x 72
Double-Exit Interchange Mainline	SG42-3(CA)	2J.08	180 x 144	180 x 144
Specific Service Ramp	SG42-4(CA)	2J.101(CA)	84 x 54	84 x 54
Specific Service Ramp	SG42-5(CA)	2J.101(CA)	66 x 36	66 x 36
Single-Exit Interchange (Two Services) Mainline	SG42-6(CA)	2J.07	138 x 138	138 x 138
Single-Exit Interchange (Two Services) Mainline	SG42-7(CA)	2J.07	138 x 90	138 x 90
Specific Service Ramp	SG42-8(CA)	2J.101(CA)	30 x 30	30 x 30
Single-Exit Interchange (One Service) Mainline	SG42-9(CA)	2J.07	66 x 84	66 x 84
Single-Exit Interchange (One Service) Mainline	SG42-10(CA)	2J.07	126 x 120	126 x 120
Double-Exit Interchange Mainline	SG42-11(CA)	2J.08	126 x 144	126 x 144
Specific Service Ramp	SG42-12(CA)	2J.101(CA)	48 x 36	48 x 36